


MAGNETICALLY COUPLED CHEMICAL CENTRIFUGAL PUMPS

Series MCH

MCH 40-32 - MCH 100-80



TECHNICAL DATA MCH

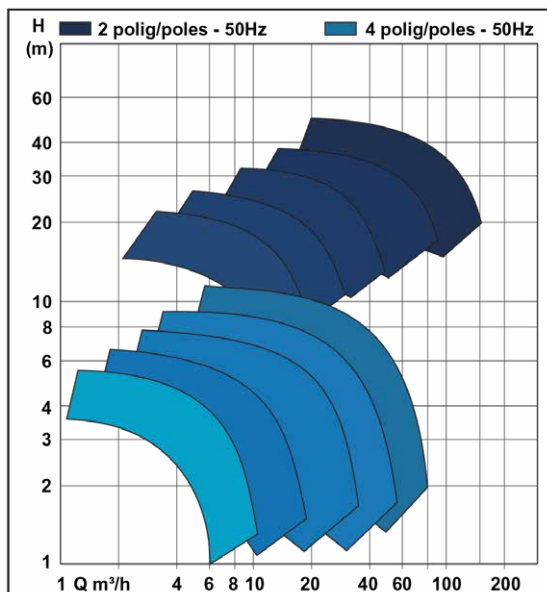
Magnetically coupled centrifugal pumps of the "MCH" series are manufactured in a compact block design up to a motor power of 7.5 kW and also in process construction. The drives are exclusively three-phase standard motors of proven European brand makes according to DIN / ISO / VDE guidelines. The production is CE compliant according to current EU directives.

CONNECTIONS

Flanged acc. to DIN 2501

MATERIALS

Housings	PP, PVDF
O-Rings	EPDM, FKM, FFKM
Bearings	PTFEC
Pump Shaft	Ceramic



APPLICATIONS

Magnetically coupled "MCH" series centrifugal pumps have been used successfully for many years wherever aggressive media must be pumped safely and without leaks. For example for the extraction of acids, alkalis or solvents in:

- Chemical industry
- Electroplating
- wastewater treatment
- Chemical storage facility
- Power plant technology
- Plant engineering

PRODUCT DESCRIPTION

Magnetically coupled centrifugal pumps of the "MCH" series are made of rugged solid block material in polypropylene or PVDF. They work completely without mechanical shaft seal and are therefore leak-free. The power is transmitted without contact by strong permanent magnets on the hydraulic part. The sliding bearing material used is exclusively PTFEC. The pump shaft is made of high-purity oxide ceramics (99.7%) as standard. These manufacturing features ensure utmost service life and optimum corrosion resistance. Magnetically coupled centrifugal pumps of the "MCH" series meet the highest demands in terms of safety and reliability when pumping the most aggressive, toxic and environmentally hazardous media.

PERFORMANCE DATA

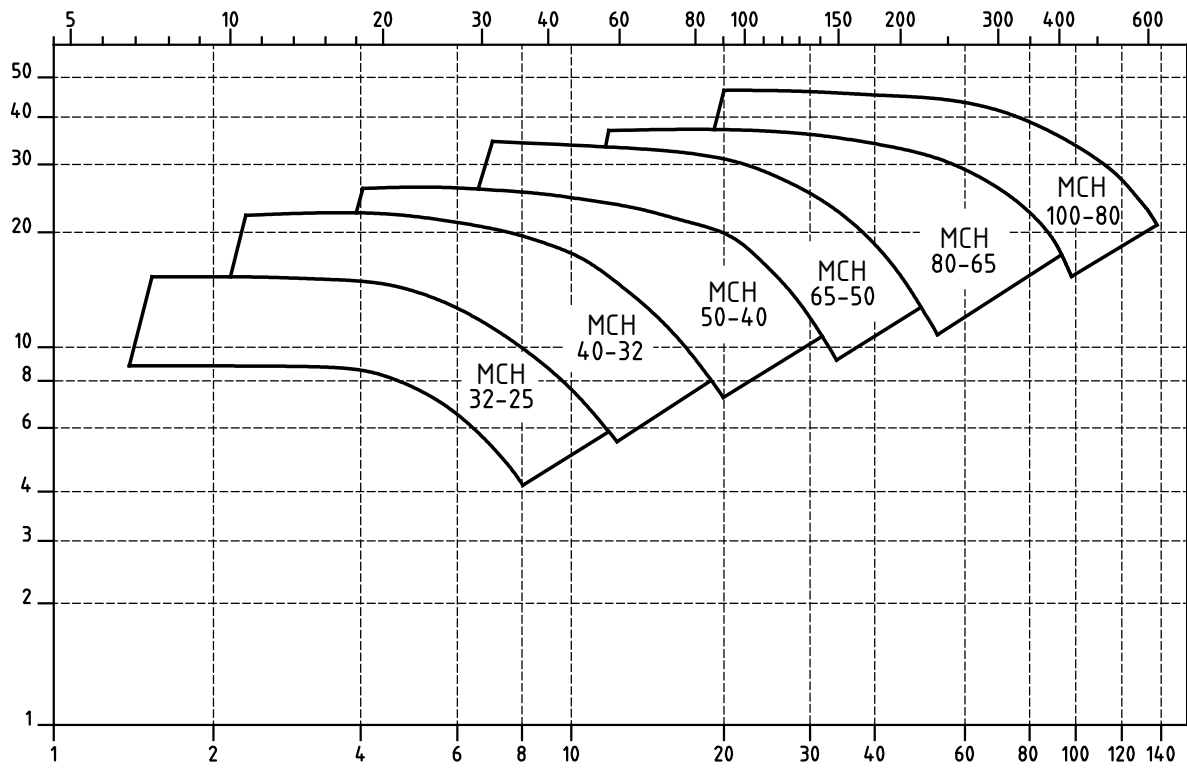
MCH 40-32	Q max. 17,5 m ³ /h H max. 22 m
MCH 50-40	Q max. 30 m ³ /h H max. 25,5 m
MCH 65-50	Q max. 48,5 m ³ /h H max. 31,5 m
MCH 80-65	Q max. 90 m ³ /h H max. 36,5 m
MCH 100-80	Q max. 120 m ³ /h H max. 45 m

Design pressure	P max. 10 bar
Temperature	T max. PP 80°C T max. PVDF 90°C

Density	max. 2,0 kg/dm ³
Viscosity	max. 250 cP

Q (usgpm)

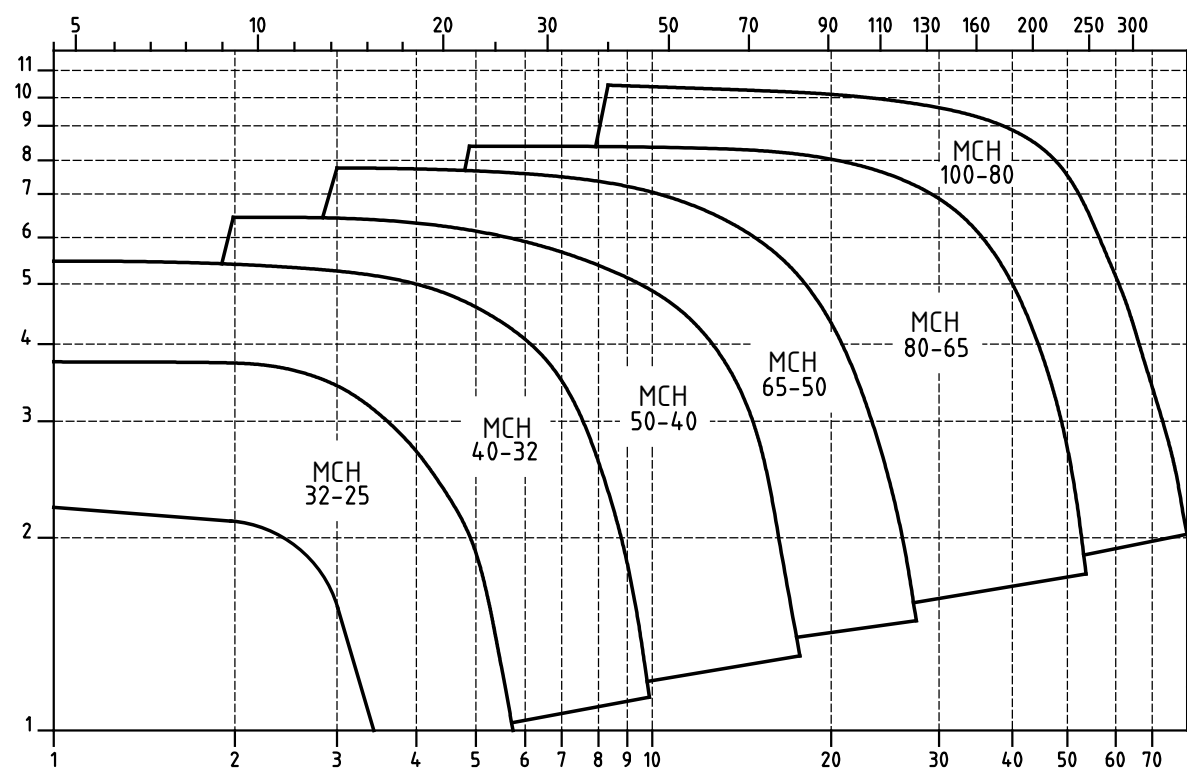
2900 RPM (50Hz)



Q (m³/h)

Q (usgpm)

1450 RPM (50Hz)



Q (m³/h)



MARCH PUMPEN GmbH & Co.KG
 Rathenastraße 2
 D-35394 Gießen
 www.march-pumpen.com
 info@march-pumpen.com

Baureihe / Series:

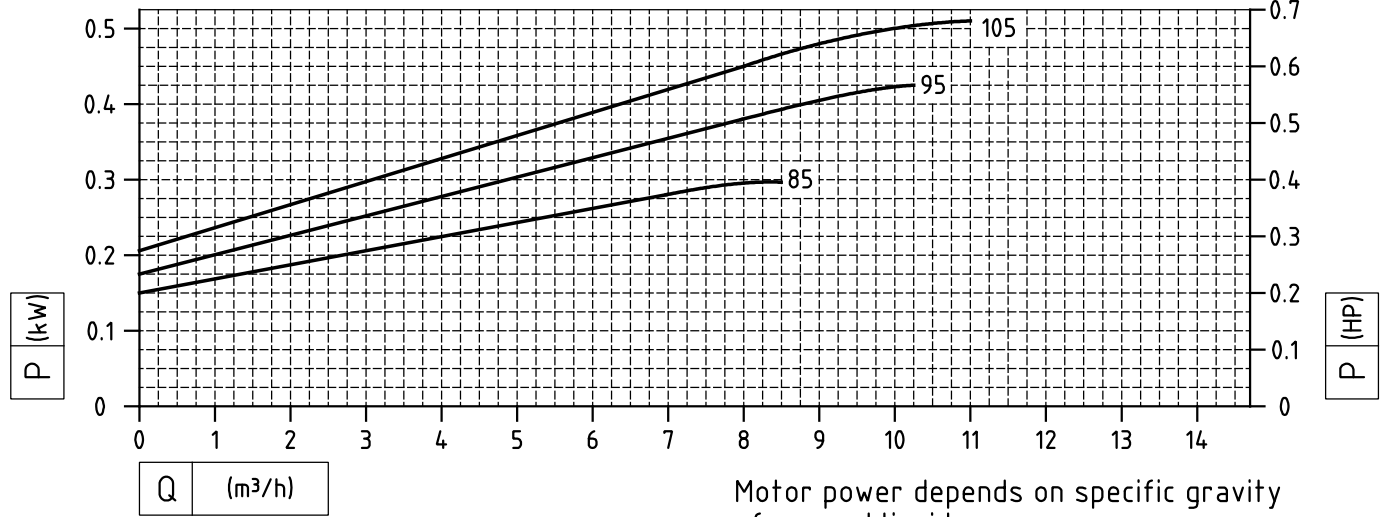
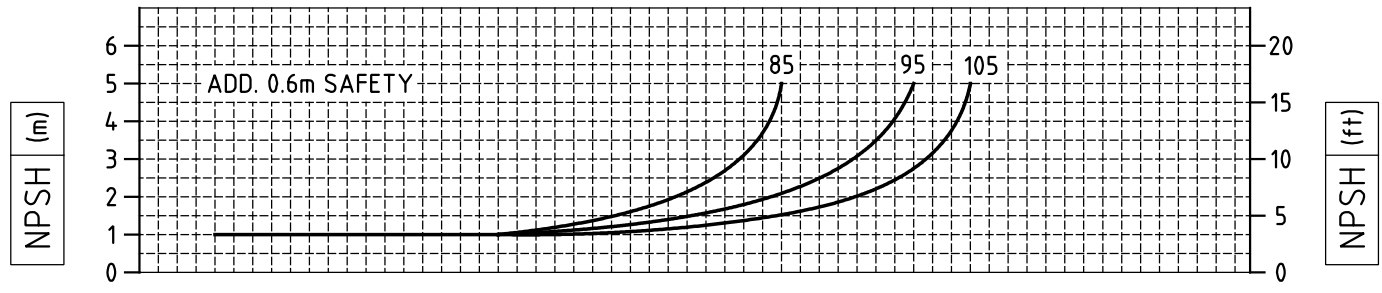
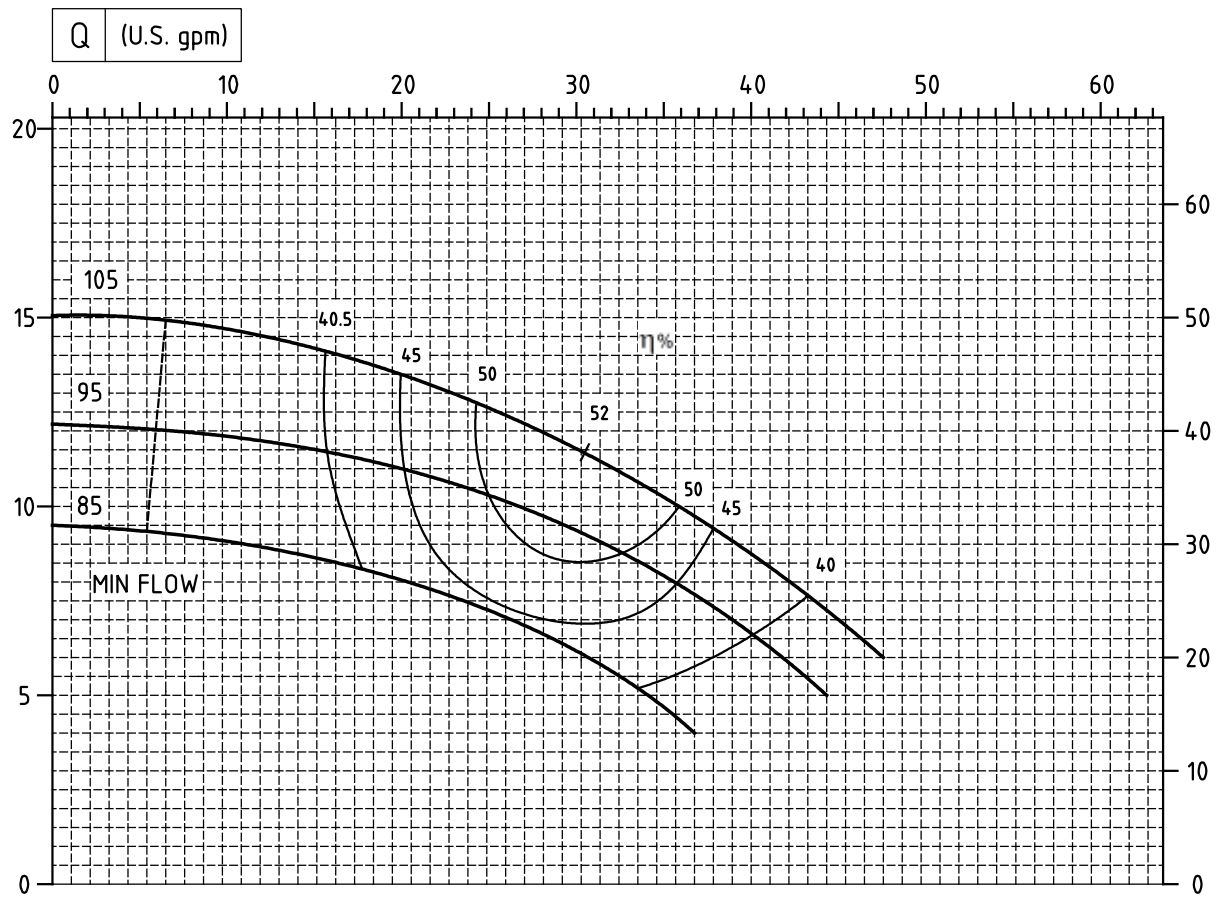
MCH


Typ / Type:

Family Curves

Motor Speed:

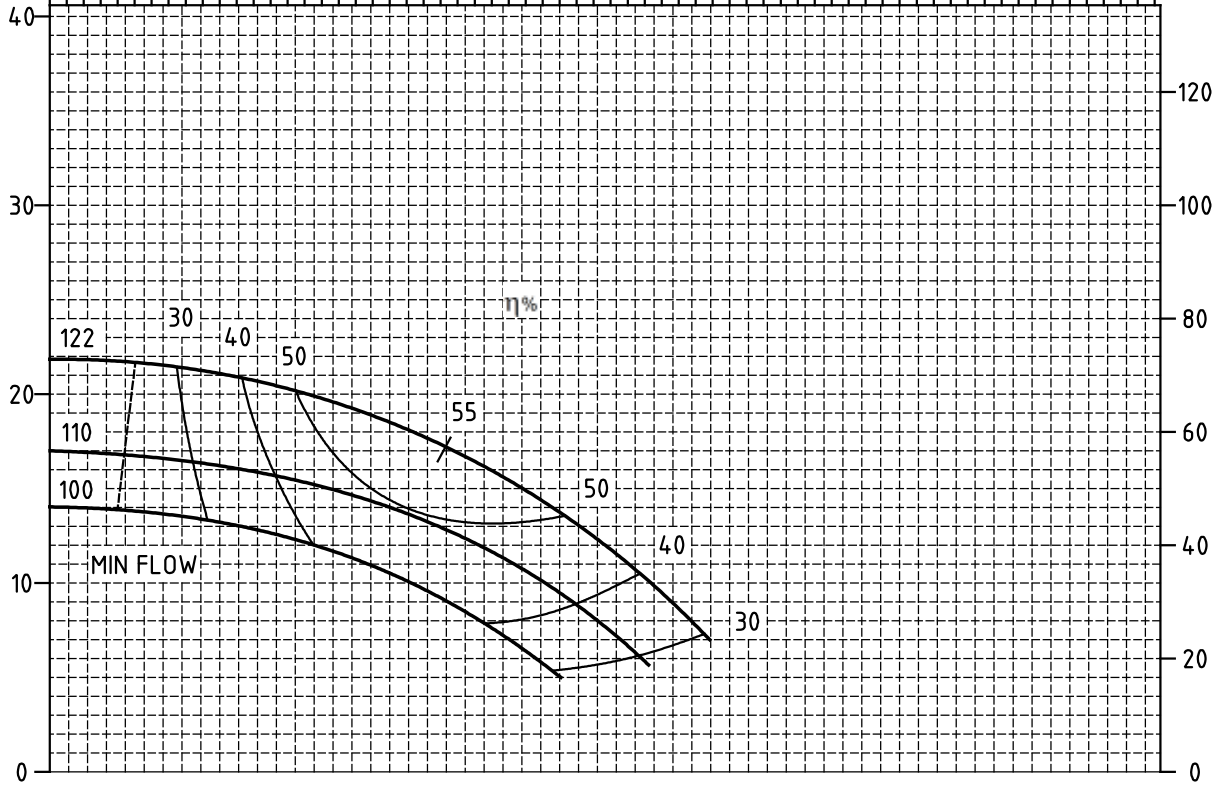
2900 / 1450 1/min



 <p>MARCH PUMPEN GmbH & Co.KG Rathenaustraße 2 D-35394 Gießen www.march-pumpen.com info@march-pumpen.com</p>	Baureihe / Series:	MCH
	Typ / Type:	MCH 32-25
	Motor Speed:	2900 1/min

Q (U.S. gpm)

0 10 20 30 40 50 60 70 80 90 100 110 120 130

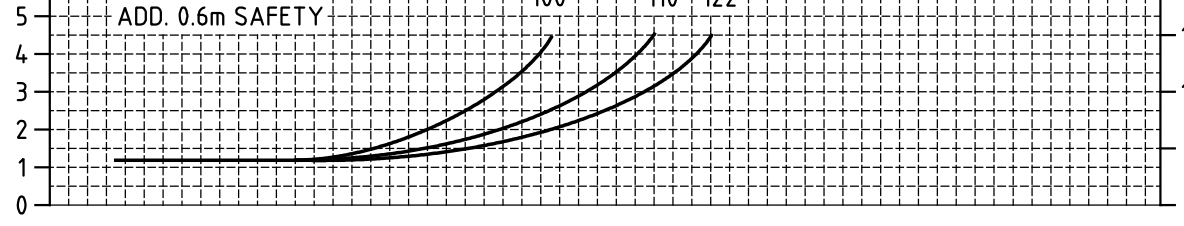


6 5 4 3 2 1 0

ADD. 0.6m SAFETY

100 110 122

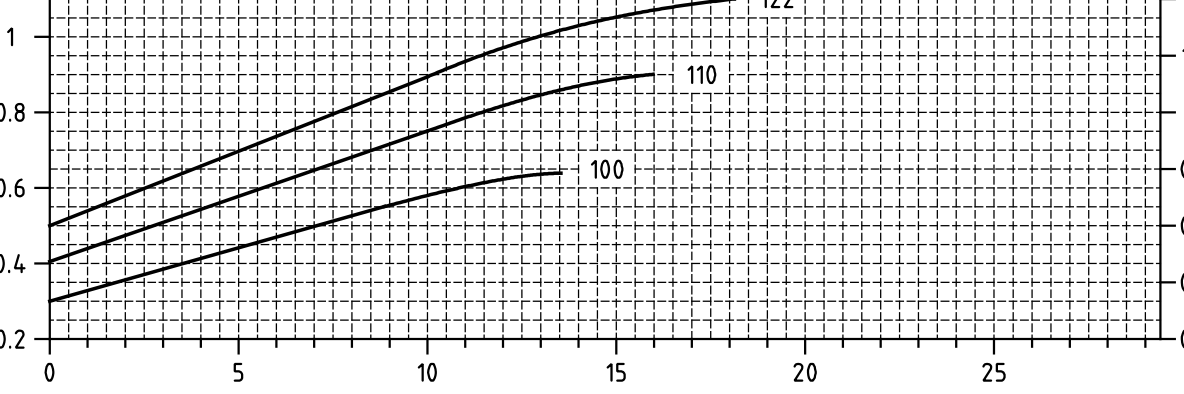
NPSH (m)



NPSH (ft)

1.2 1.0 0.8 0.6 0.4 0.2

Q (m³/h)



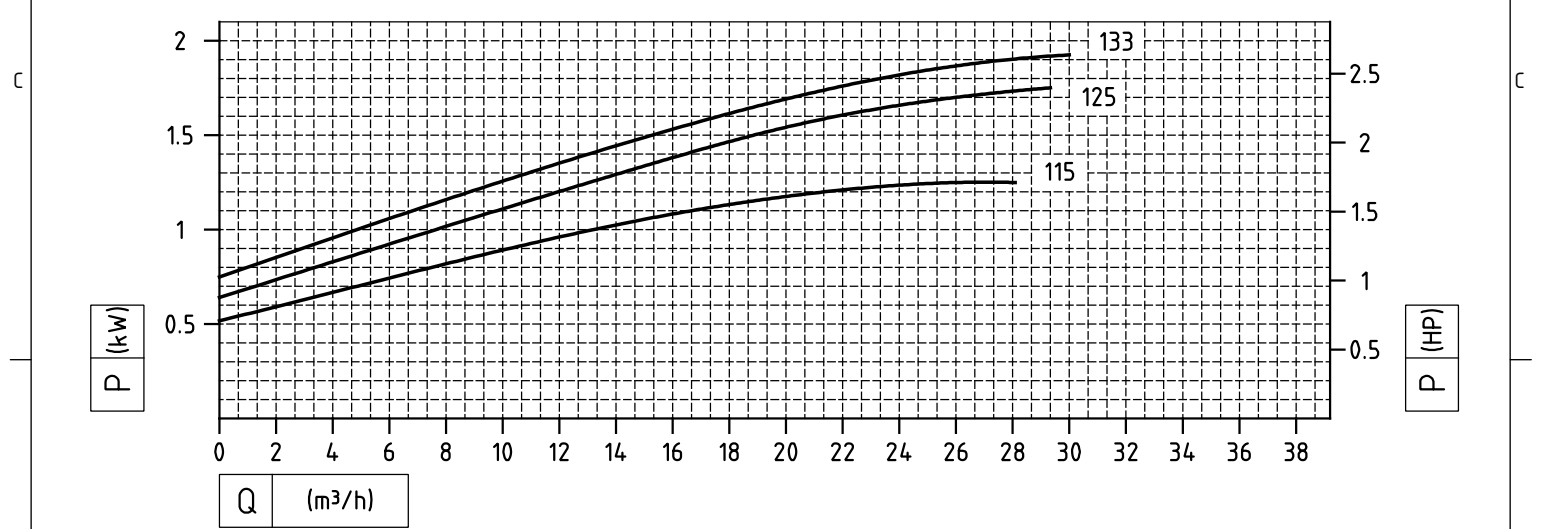
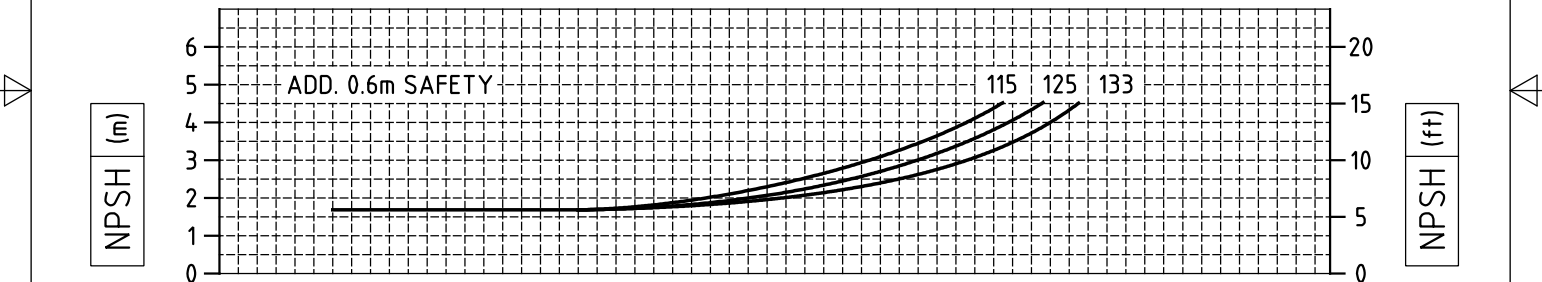
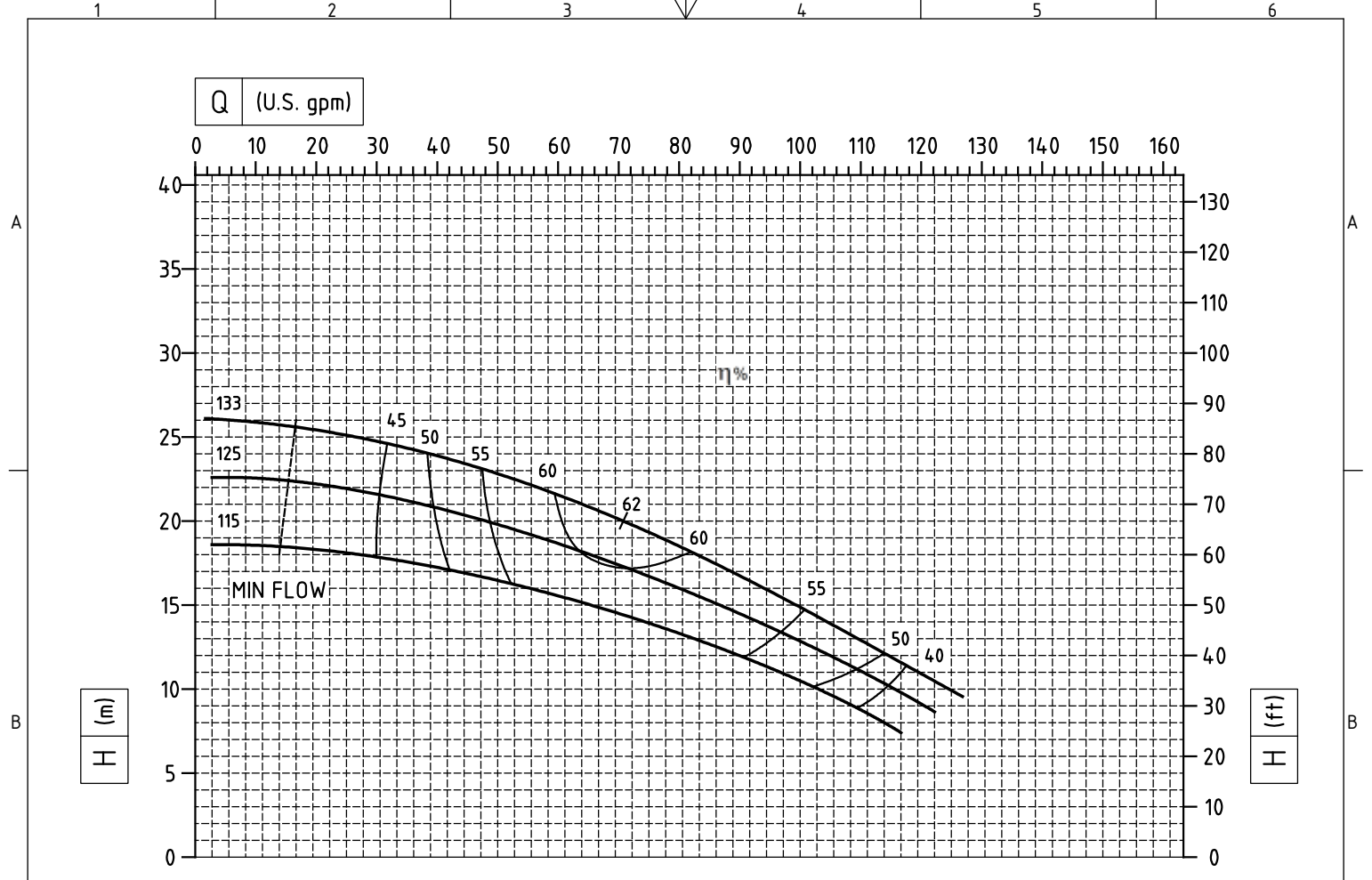
P (HP)

Motor power depends on specific gravity of pumped liquid.




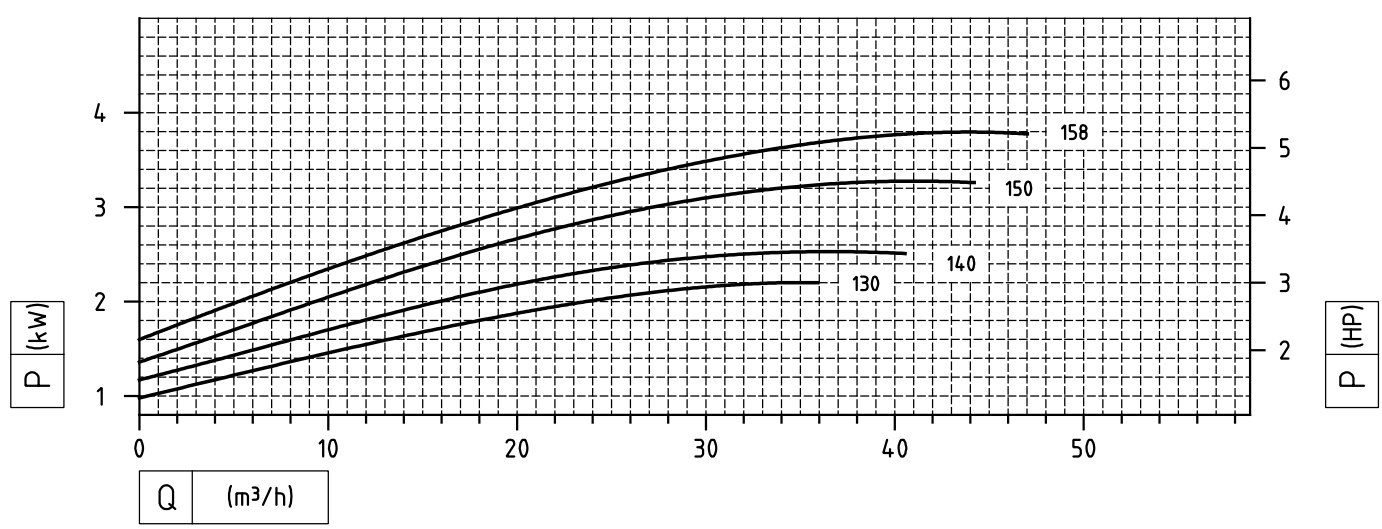
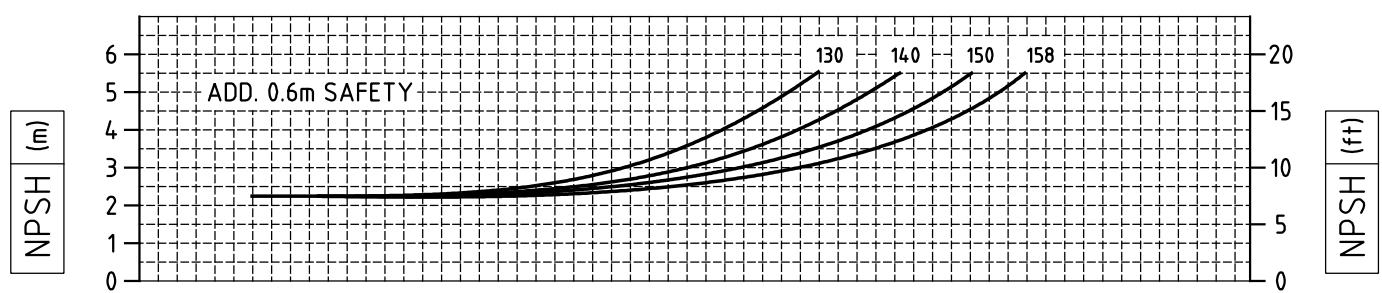
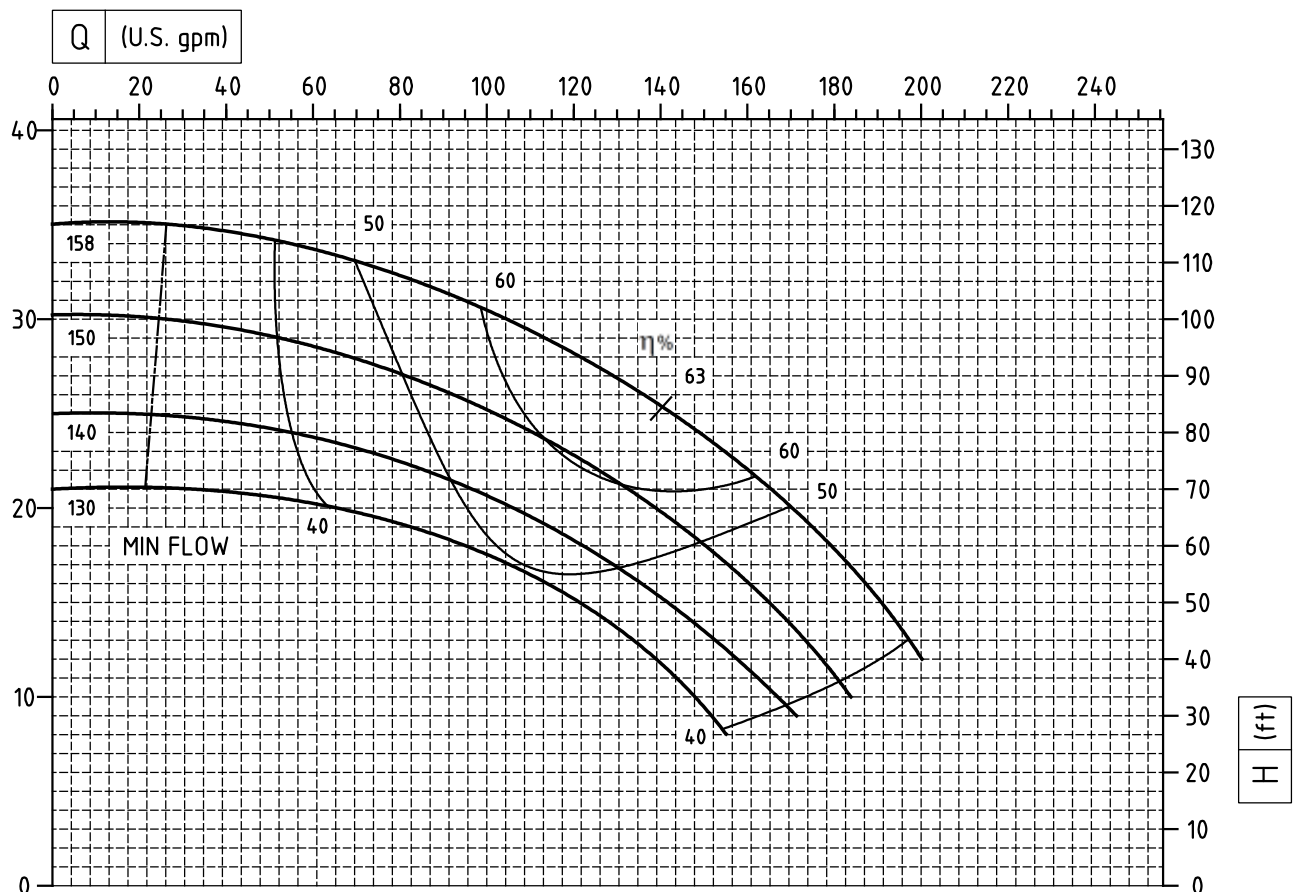
MARCH PUMPEN GmbH & Co.KG
 Rathenastraße 2
 D-35394 Gießen
 www.march-pumpen.com
 info@march-pumpen.com

Baureihe / Series:	MCH
Typ / Type:	MCH 40-32
Motor Speed:	2900 1/min




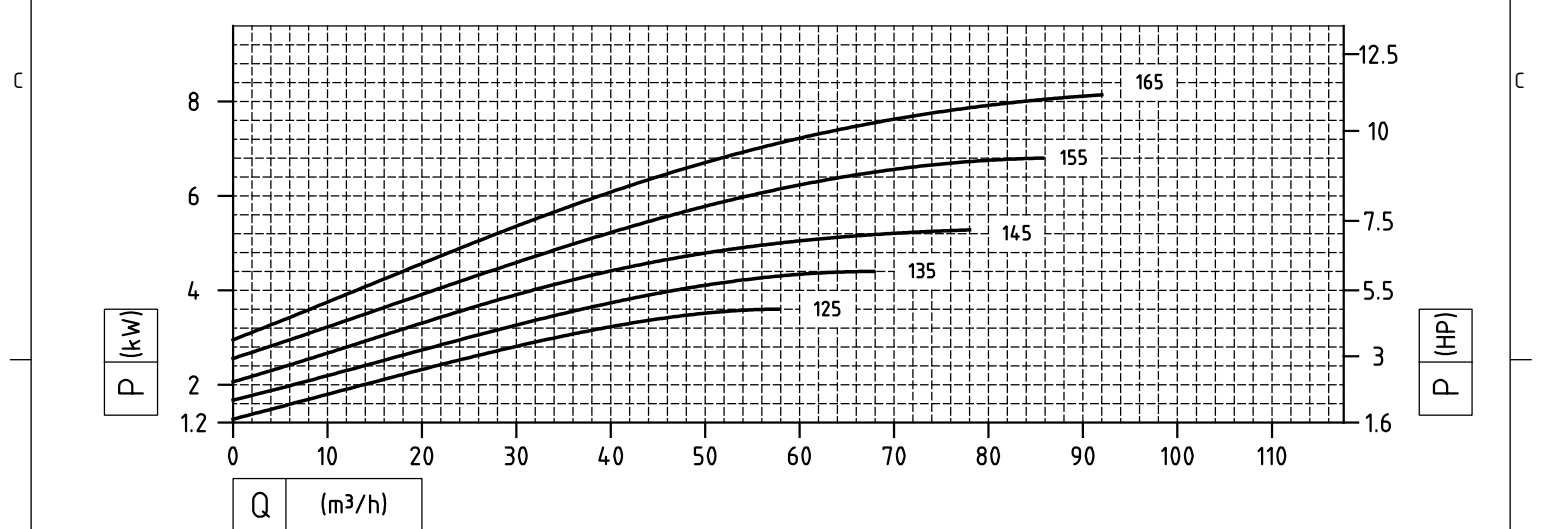
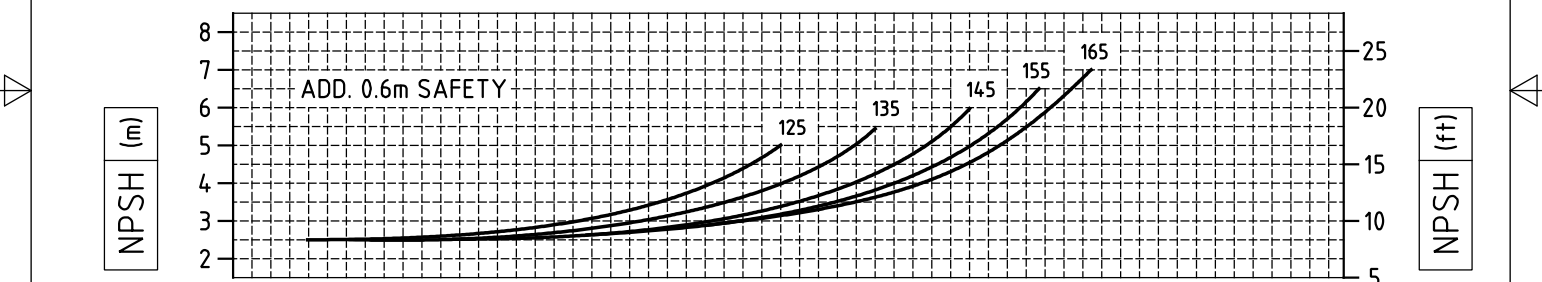
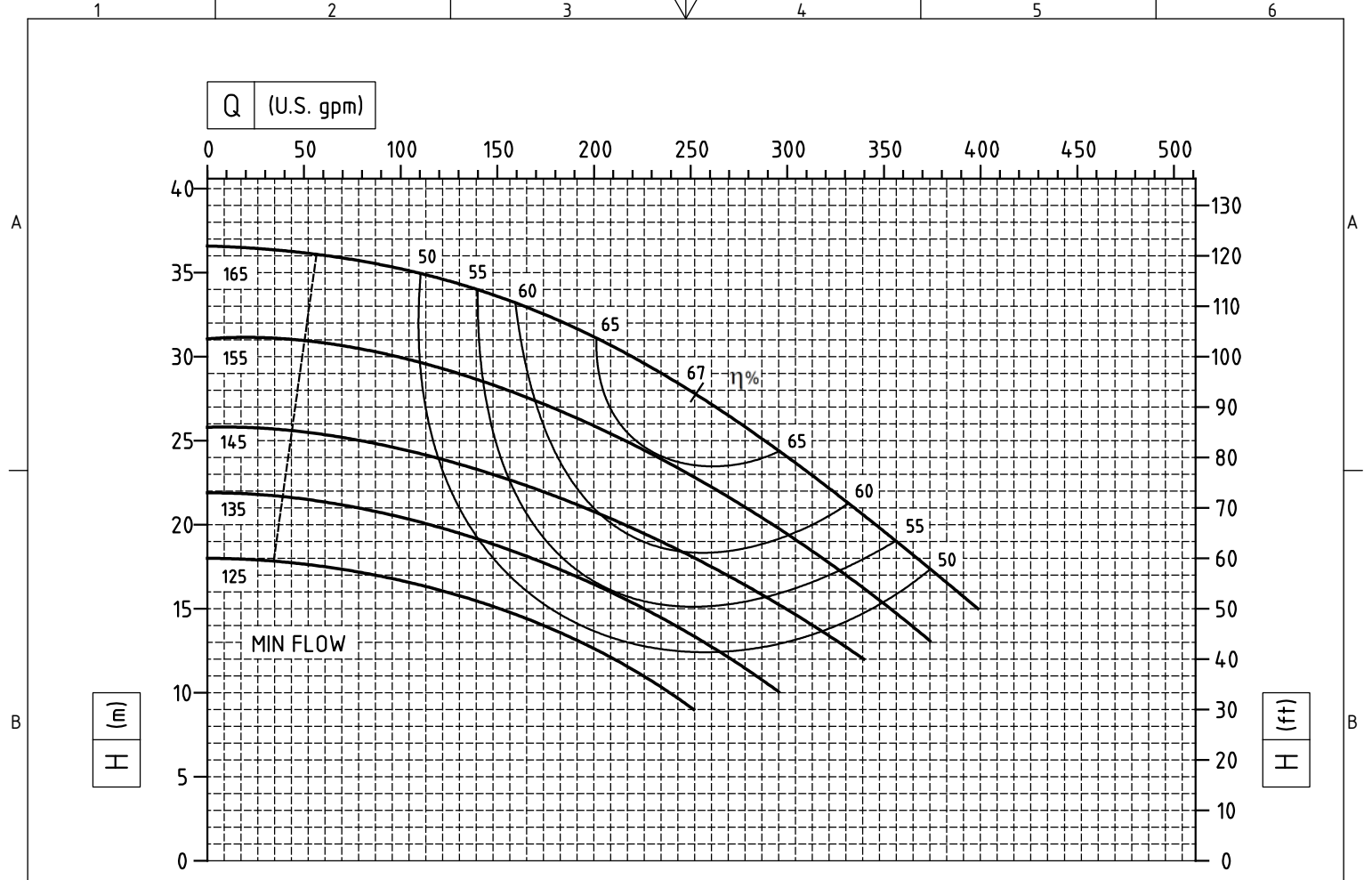
Motor power depends on specific gravity of pumped liquid.

 <p>MARCH PUMPEN GmbH & Co.KG Rathenastraße 2 D-35394 Gießen www.march-pumpen.com info@march-pumpen.com</p>	Baureihe / Series:	MCH
	Typ / Type:	MCH 50-40
	Motor Speed:	2900 1/min




Motor power depends on specific gravity of pumped liquid.

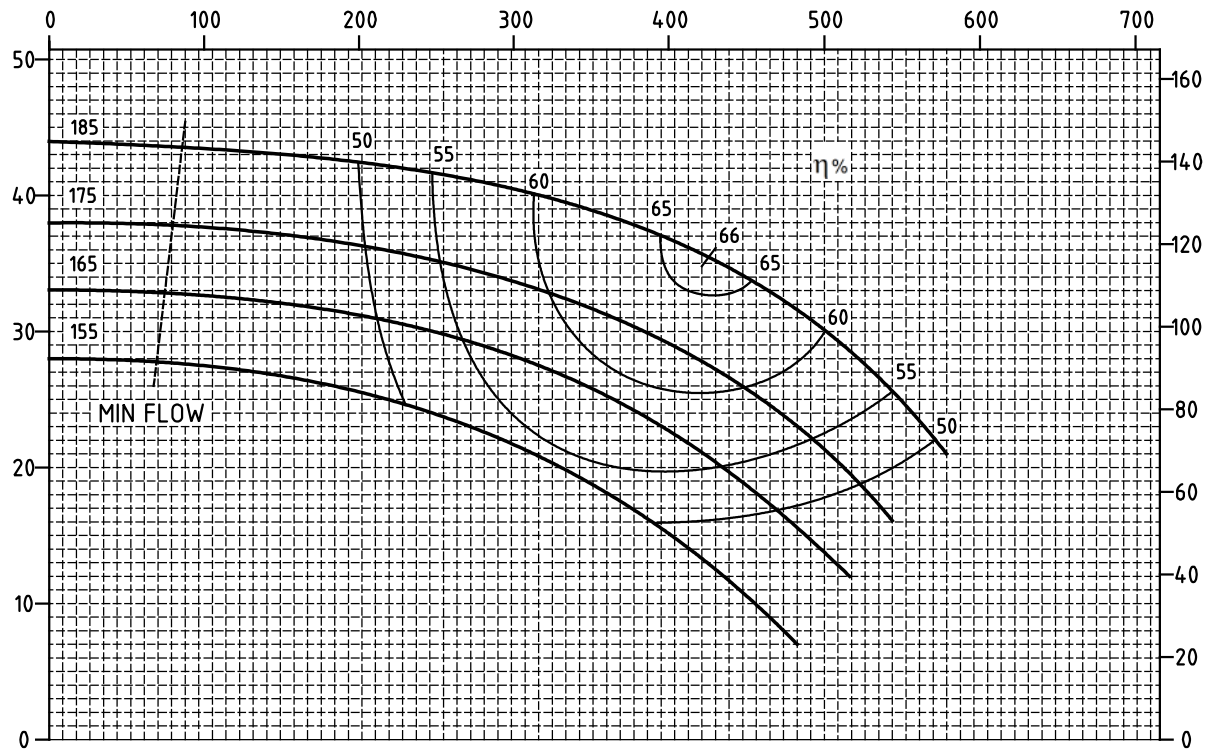
 <p>MARCH PUMPEN GmbH & Co.KG Rathenastraße 2 D-35394 Gießen www.march-pumpen.com info@march-pumpen.com</p>	Baureihe / Series:	MCH
	Typ / Type:	MCH 65-50
	Motor Speed:	2900 1/min



Motor power depends on specific gravity of pumped liquid.

 <p>MARCH PUMPEN GmbH & Co.KG Rathenaustraße 2 D-35394 Gießen www.march-pumpen.com info@march-pumpen.com</p>	Baureihe / Series:	MCH
	Typ / Type:	MCH 80-65
	Motor:	2900 1/min

Q (U.S. gpm)

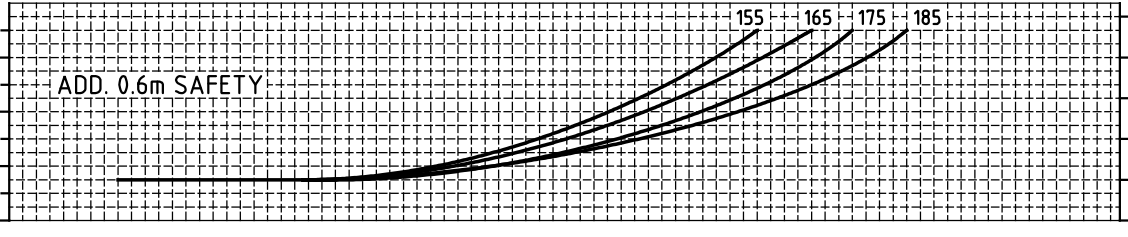


H (m)

H (ft)

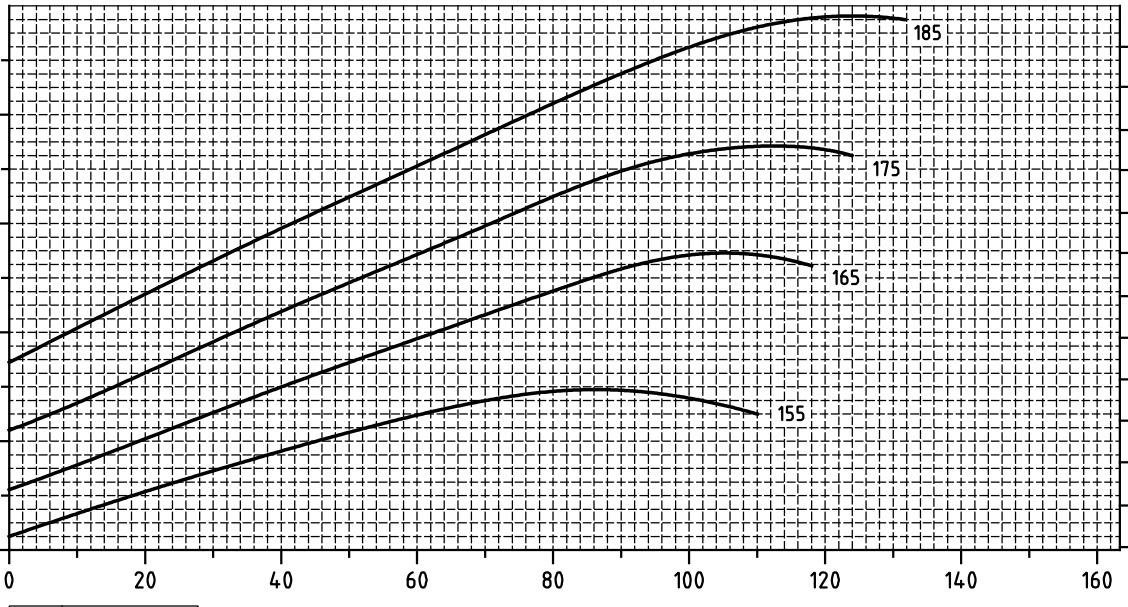
NPSH (m)

NPSH (ft)



P (kW)

P (HP)

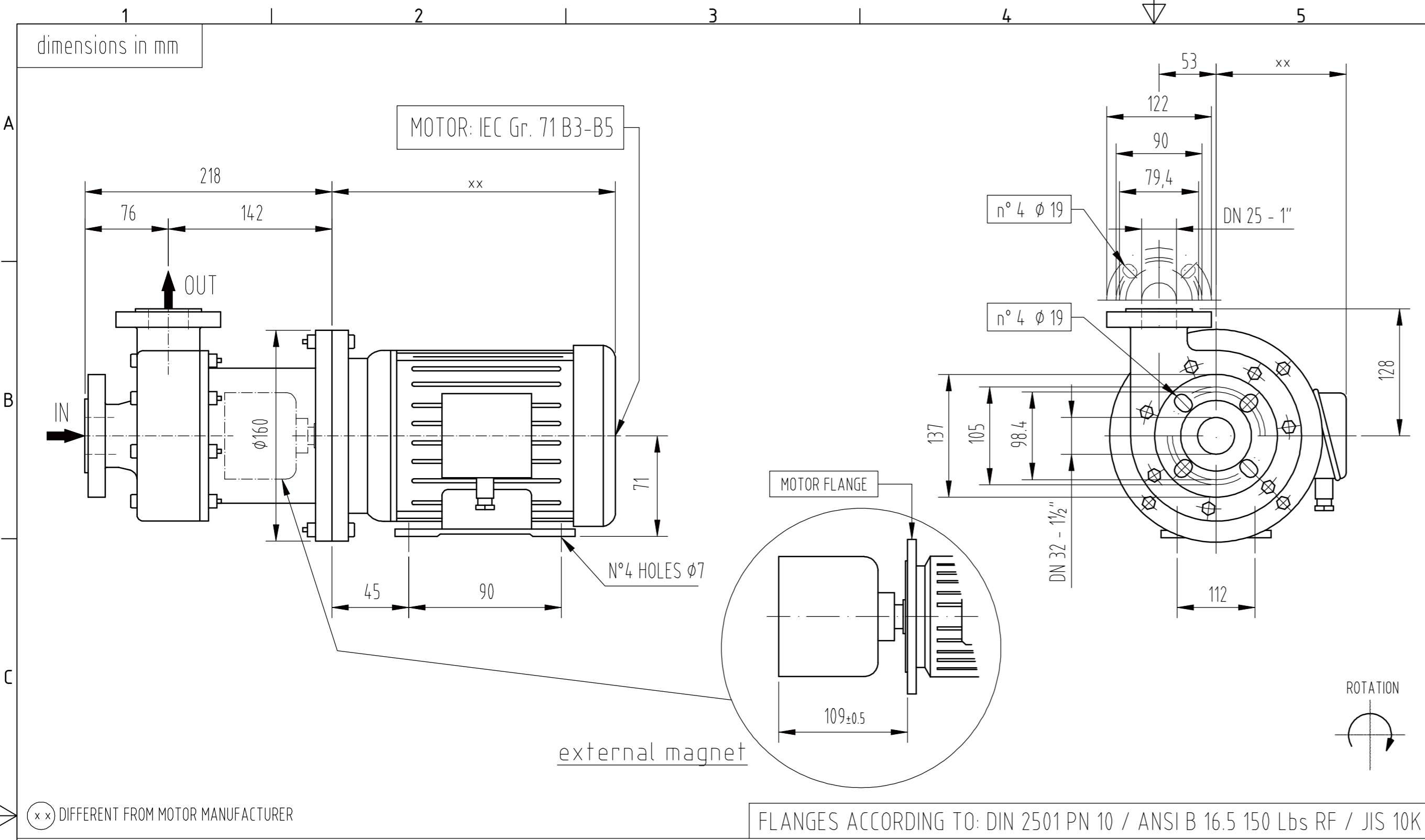


Q (m³/h)



MARCH PUMPEN GmbH & Co.KG
 Rathenastraße 2
 D-35394 Gießen
 www.march-pumpen.com
 info@march-pumpen.com

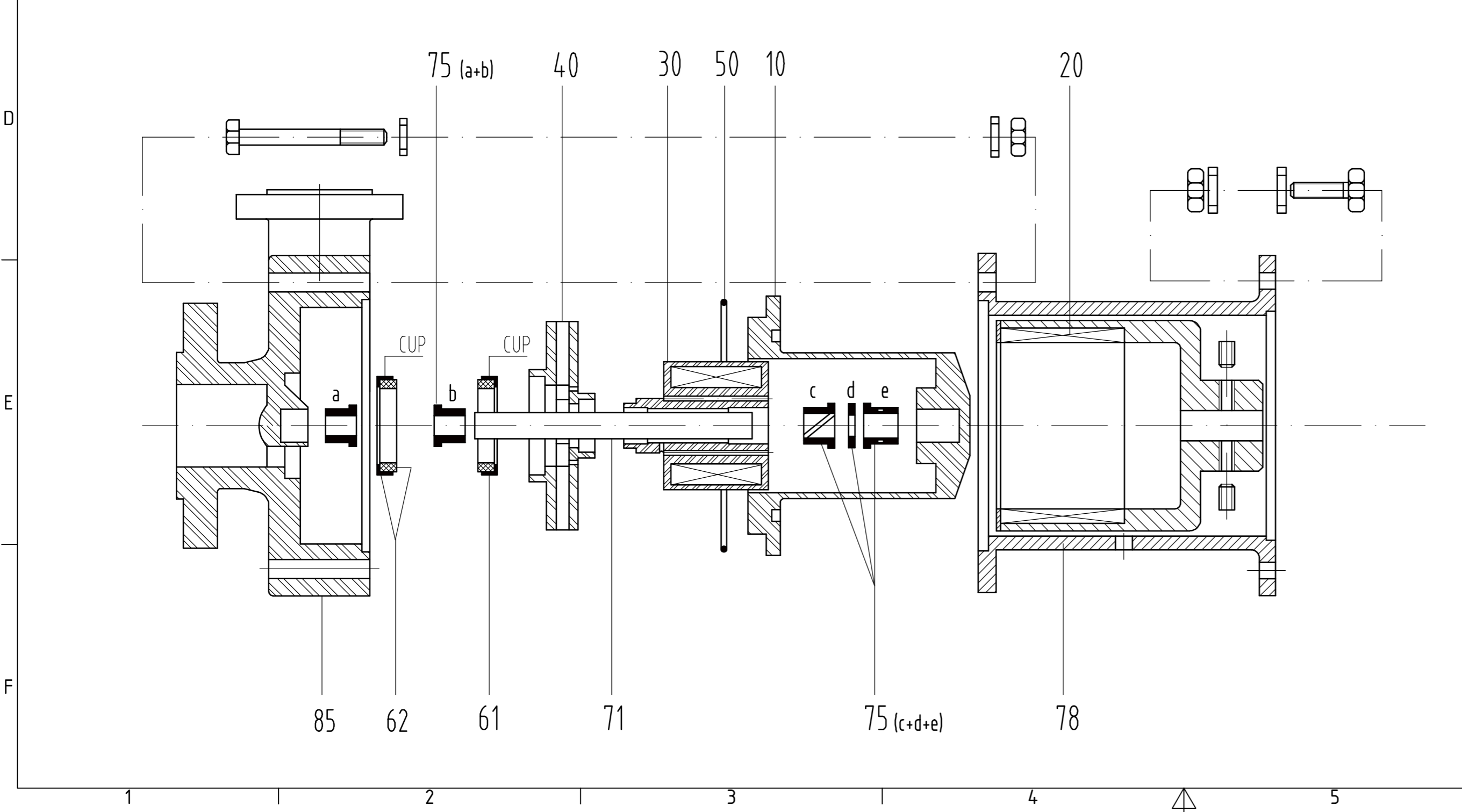
Baureihe / Series:	MCH
Typ / Type:	MCH 100-80 250
Motor:	2900 1/min



REF	DESCRIPTION	MATERIAL	CODE
10	Containment shell	PP	
20	Ext. Magnet	CoSm/ Carbon Steel	
30	Int. Magnet	PP/CoSm	
40	Impeller	PP	
50	O-Ring 4462 (247)	EPDM	
61	Imp. Front Thr. Brg + Cup	PTFEC	
62	Casing Thrust Brg + Cup	Ceramic	
71	Shaft	Ceramic	
75	Bearings	PTFEC	
78	Bracket (160-110-14)	PP	
85	Pump Casing	PP	
88	Rear Wet End (10+30+40+50+61+71+75)	/	
90	Wet End (10+30+40+50+61+62+71+75+85)	/	

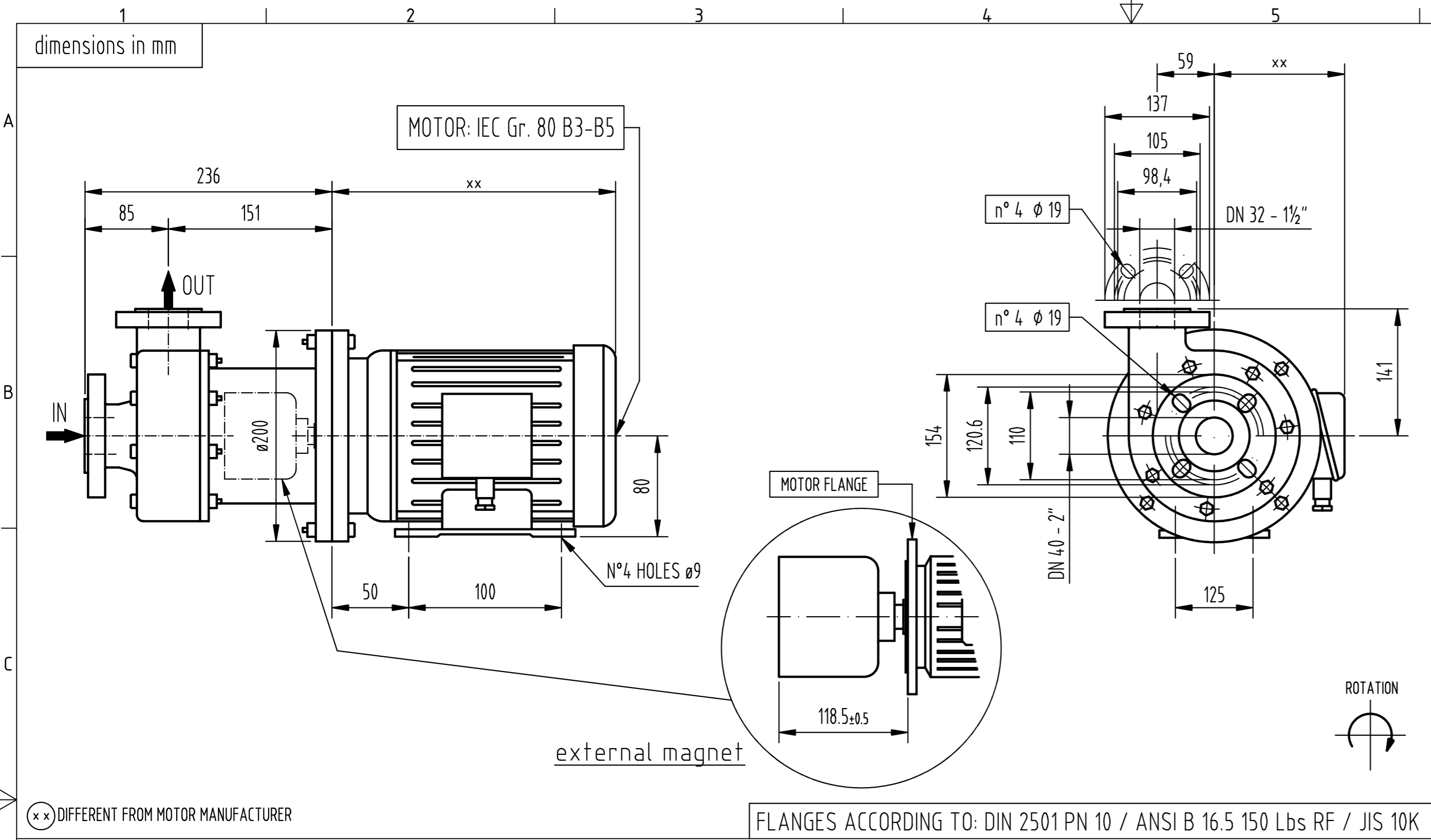
(xx) DIFFERENT FROM MOTOR MANUFACTURER

FLANGES ACCORDING TO: DIN 2501 PN 10 / ANSI B 16.5 150 Lbs RF / JIS 10K



Alle Angaben unverbindlich, technische Änderungen vorbehalten! Technical data not binding and subject to change!
Copyright MARCH PUMPEN GmbH & Co.KG 2019

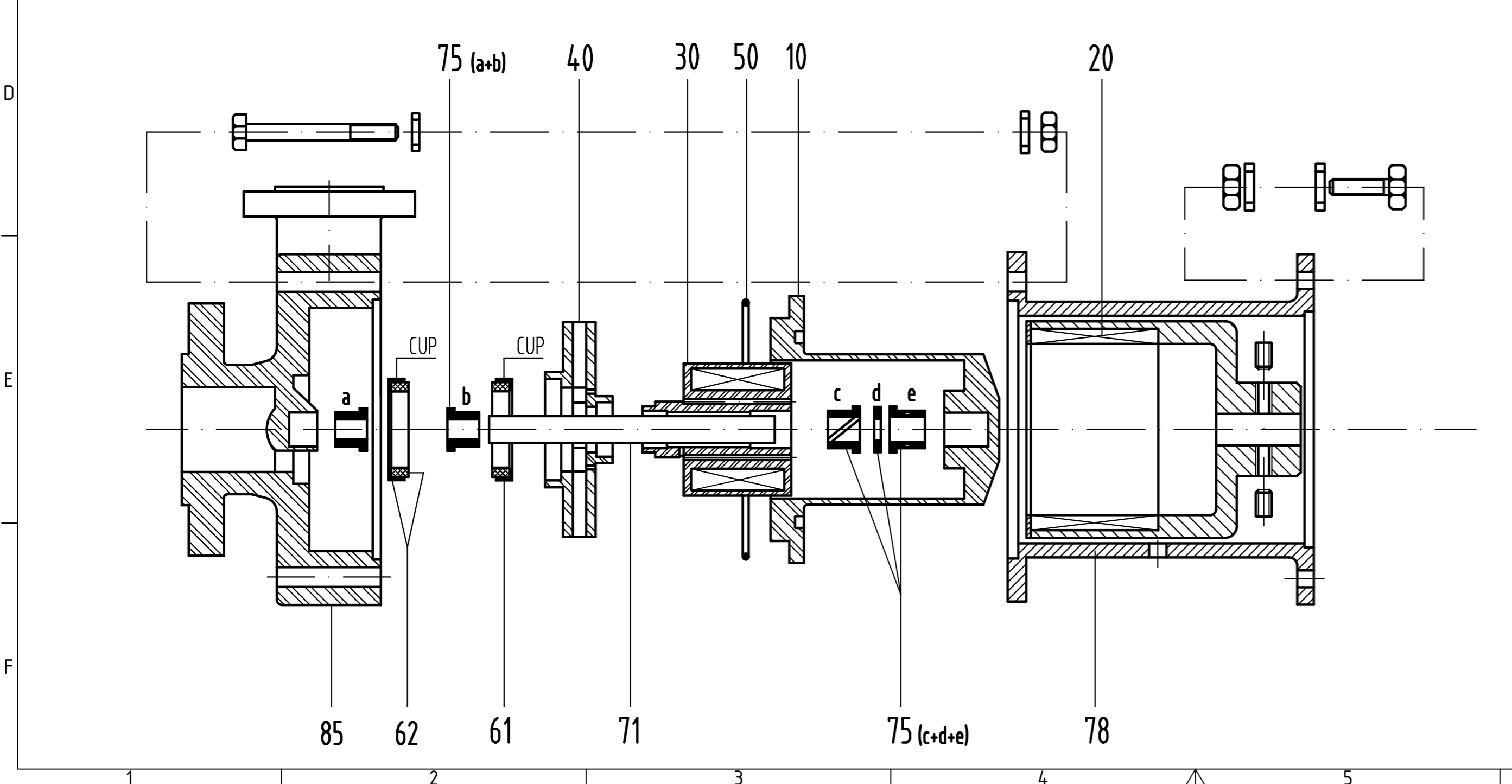
	MARCH PUMPEN GmbH & Co.KG Rätthausstraße 2 D-35394 Gießen info@march-pumpen.com www.march-pumpen.com			Allgemeintoleranzen nach DIN ISO 2768-m Alle Kanten gratfrei	
	Gezeichnet 02.07.2019	Datum 02.07.2019		Name Lach	Series MCH MCH 32-25 PP
Status			Änderungen		Datum
Name			Datum		Name
DPCA-32-25-P					1 A2



REF	DESCRIPTION	MATERIAL	CODE
10	Containment shell	PP	
20	Ext. Magnet	CoSm/ Carbon Steel	
30	Int. Magnet	PP/CoSm	
40	Impeller	PP	
50	O-Ring 4525 (252)	EPDM	
61	Imp. Front Thr. Brg + Cup	PTFEC	
62	Casing Thrust Brg + Cup	Ceramic	
71	Shaft	Ceramic	
75	Bearings	PTFEC	
78	Bracket (200-130-19)	Cast Iron	
85	Pump Casing	PP	
88	Rear Wet End (10+30+40+50+61+71+75)	/	
90	Wet End (10+30+40+50+61+62+71+75+85)	/	

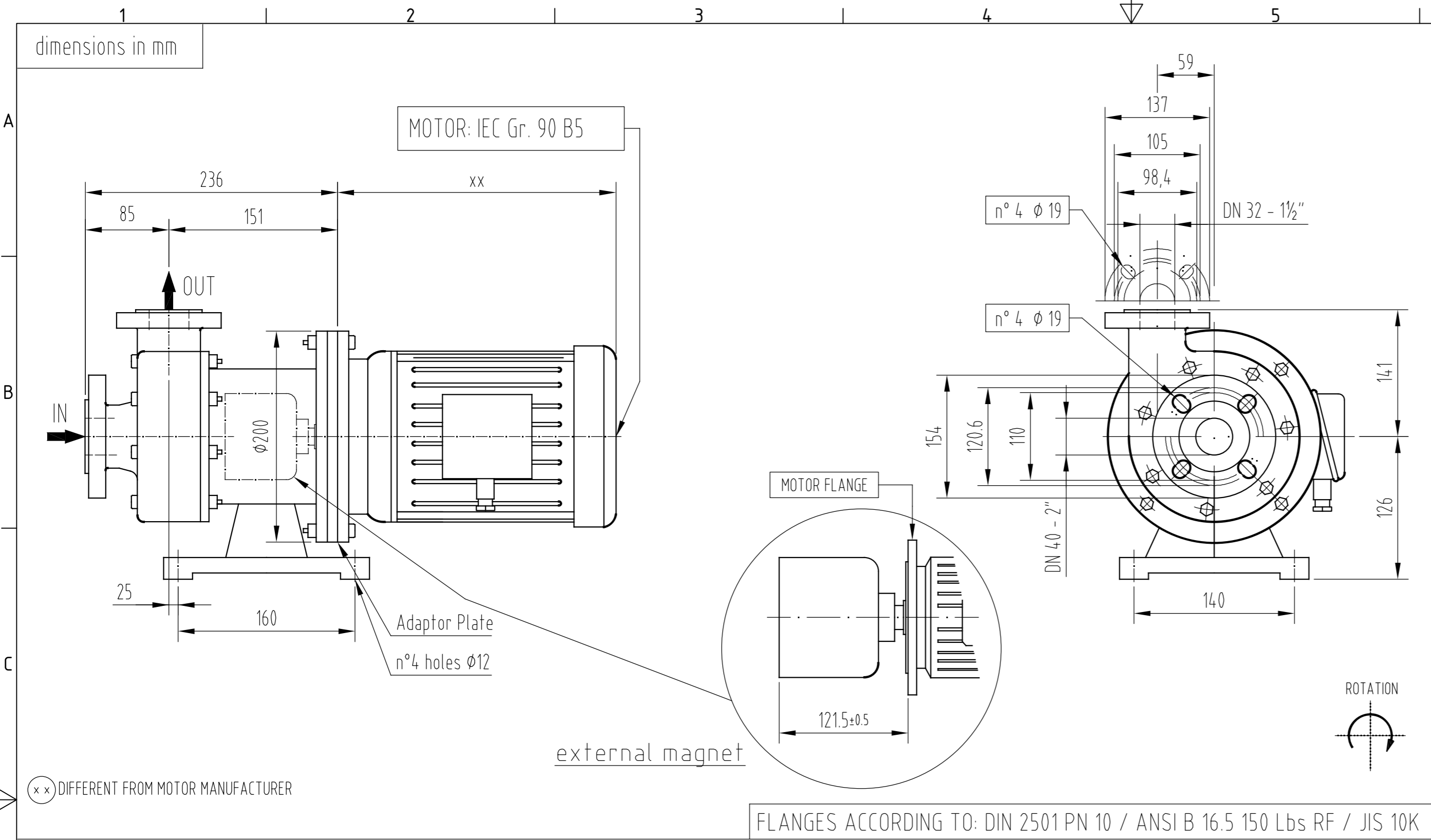
(xx) DIFFERENT FROM MOTOR MANUFACTURER

FLANGES ACCORDING TO: DIN 2501 PN 10 / ANSI B 16.5 150 Lbs RF / JIS 10K



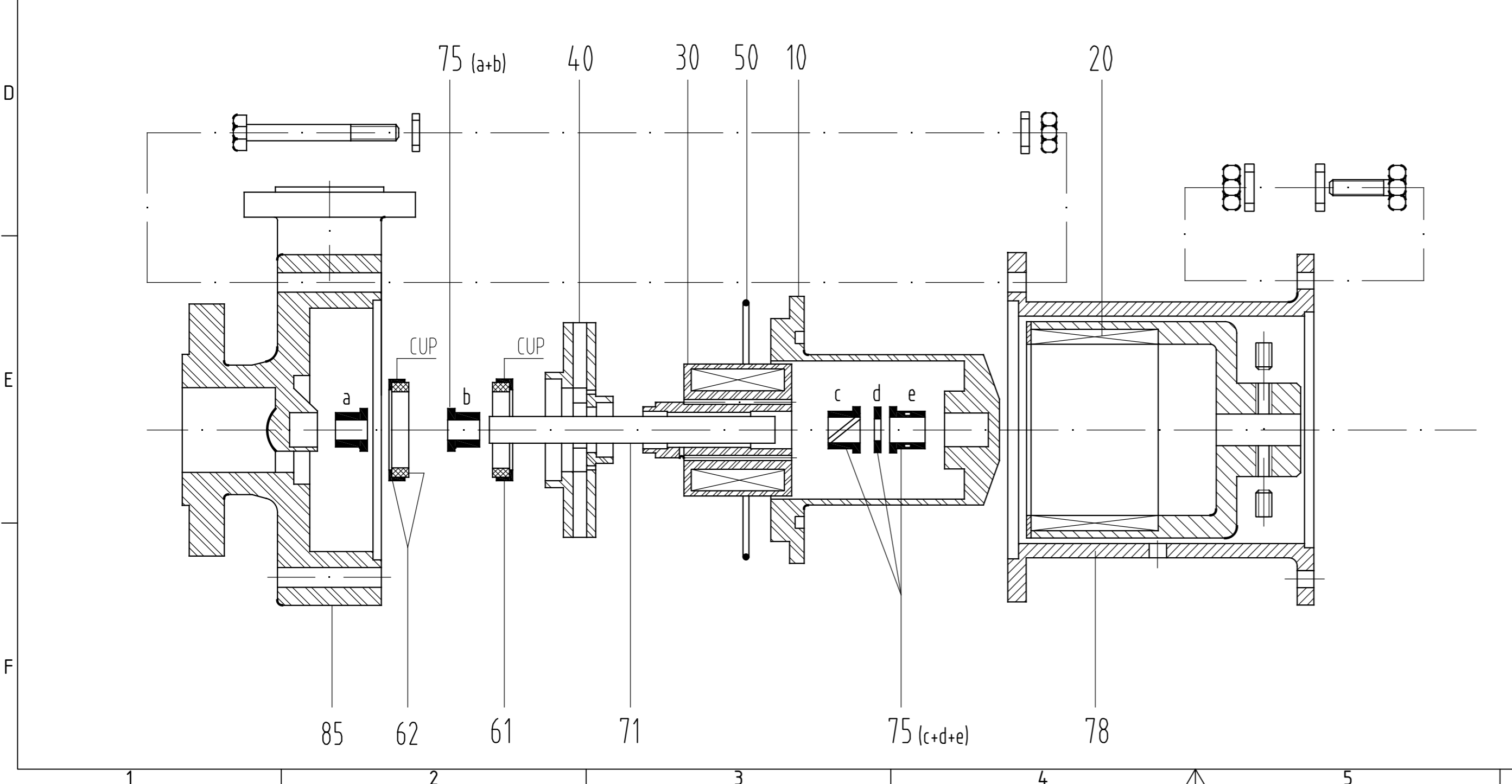
Alle Angaben unverbindlich, technische Änderungen vorbehalten! Technical data not binding and subject to change!
Copyright MARCH PUMPEN GmbH & Co.KG 2019

	MARCH PUMPEN GmbH & Co.KG Rälthausstraße 2 D-35394 Gießen info@march-pumpen.com www.march-pumpen.com		Allgemeintoleranzen nach DIN ISO 2768-m	
			Alle Kanten gratfrei	
		Datum	Name	Series MCH MCH 40-32 PP
		Gezeichnet	Lach	
		Kontrolliert		
		Norm		DPCA-40-32-P
Status	Änderungen	Datum	Name	1 A2



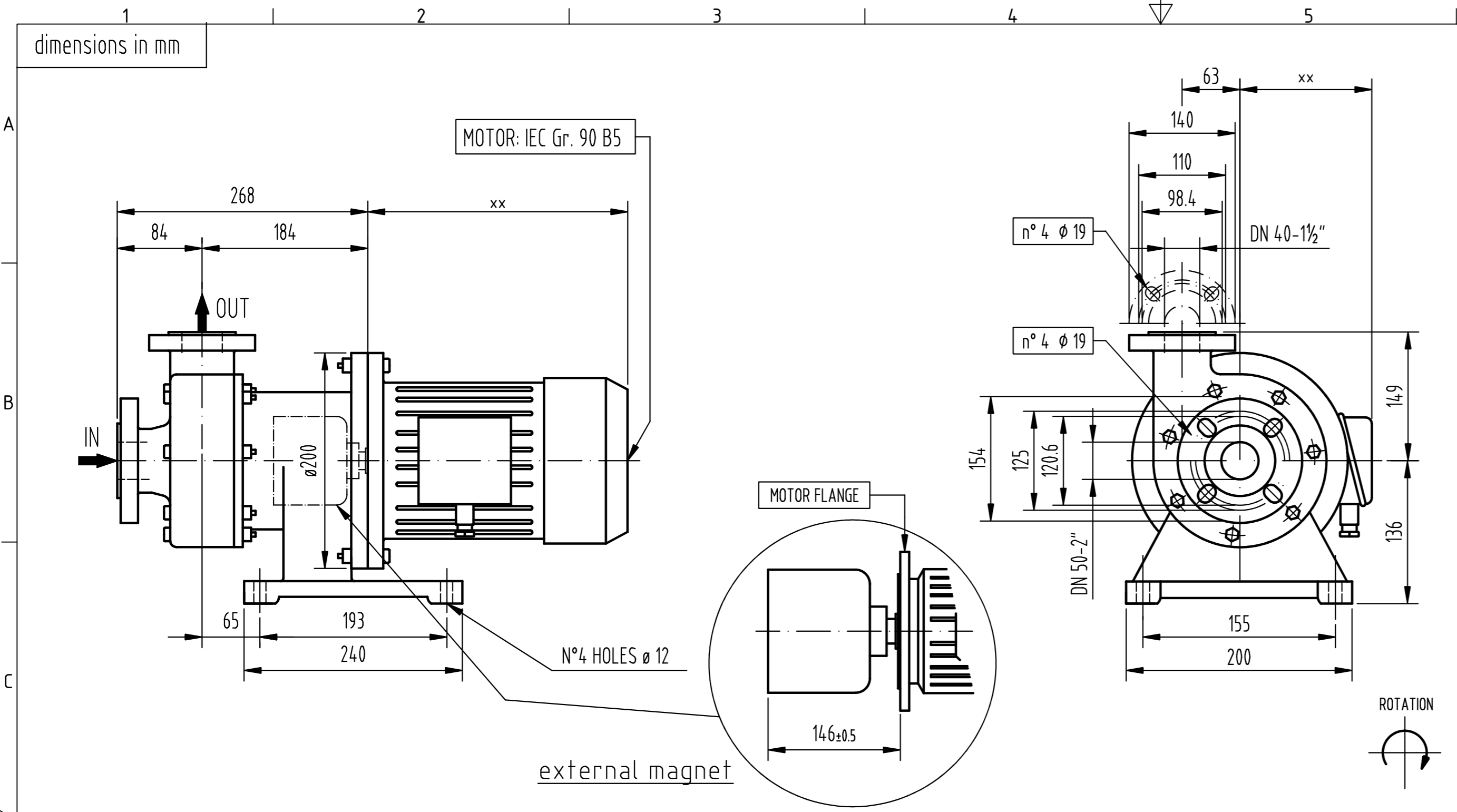
REF	DESCRIPTION	MATERIAL	CODE
10	Containment shell	PP	
20	Ext. Magnet	CoSm/ Carbon Steel	
30	Int. Magnet	PP/CoSm	
40	Impeller	PP	
50	O-Ring 4525 (252)	EPDM	
61	Imp. Front Thr. Brg + Cup	PTFEC	
62	Casing Thrust Brg + Cup	SIC	
71	Shaft	SIC	
75	Bearings	PTFEC	
78	Bracket + Foot + Adaptor Plate (200-130-24)	Cast Iron	
85	Pump Casing	PP	
88	Rear Wet End (10+30+40+50+61+71+75)	/	
90	Wet End (10+30+40+50+61+62+71+75+85)	/	

(xx) DIFFERENT FROM MOTOR MANUFACTURER



Alle Angaben unverbindlich, technische Änderungen vorbehalten! Technical data not binding and subject to change!
Copyright MARCH PUMPEN GmbH & Co.KG 2019

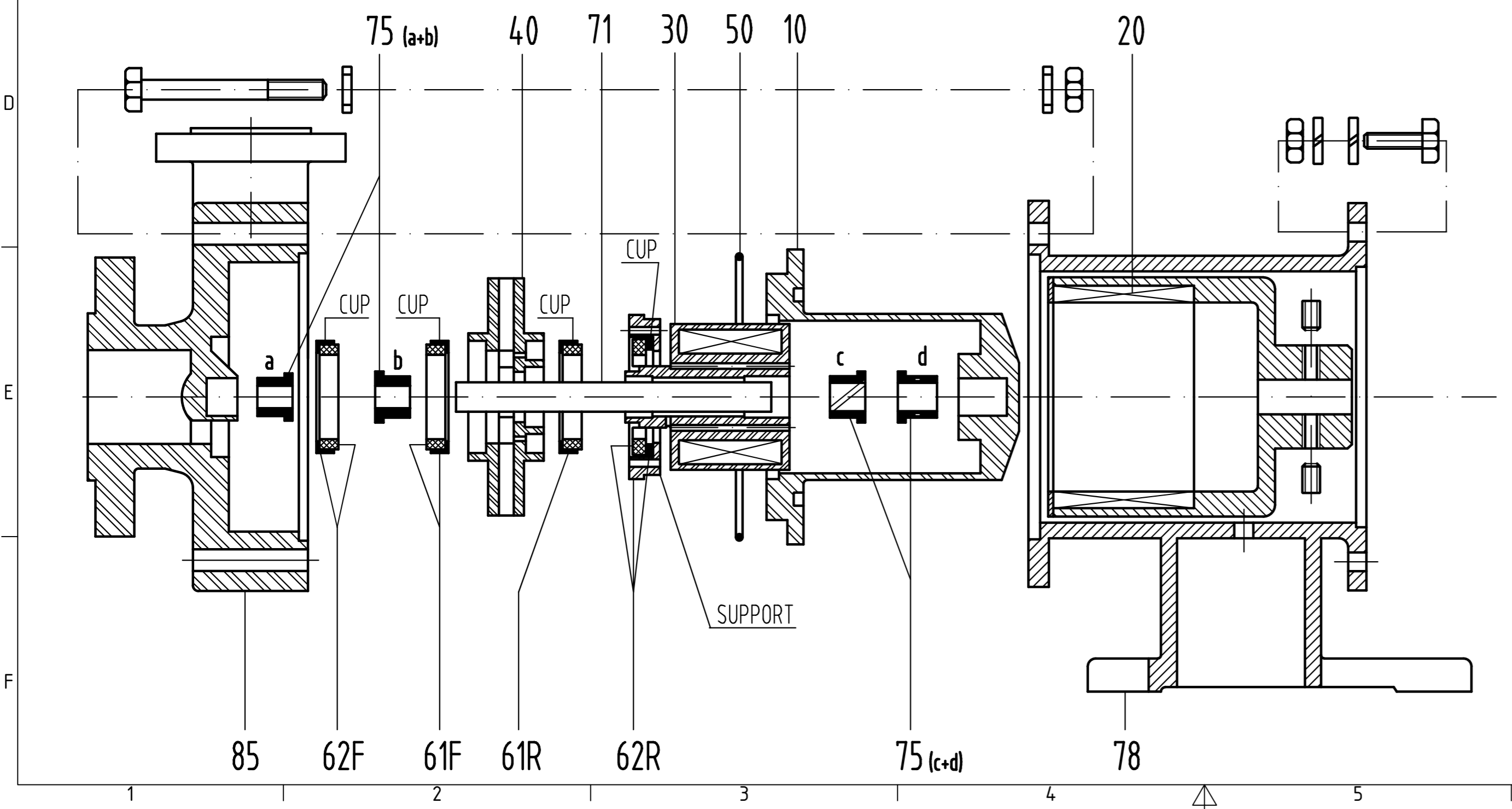
	MARCH PUMPEN GmbH & Co.KG Rätthausstraße 2 D-35394 Gießen info@march-pumpen.com www.march-pumpen.com		Allgemeintoleranzen nach DIN ISO 2768-m			
			Alle Kanten gratfrei			
		Datum	Name	Series MCH MCH 40-32 PP IEC90 DPCA-40-32-P		
		Gezeichnet	02.07.2019			Lach
		Kontrolliert				
		Norm			1	
Status	Änderungen	Datum	Name	A2		



REF	DESCRIPTION	MATERIAL	CODE
10	Containment shell	PP	
20	Ext. Magnet	CoSm/ Carbon Steel	
30	Int. Magnet	PP/CoSm	
40	Impeller	PP	
50	O-Ring 4575 (256)	EPDM	
61F	Imp. Front Thr. Brg + Cup	SIC	
61R	Imp. Rear Thr. Brg + Cup	SIC	
62F	Casing Thrust Brg + Cup	SIC	
62R	Rear Thrust Brg+Cup+Support	SIC	
71	Shaft	SIC	
75	Bearings	SIC	
78	Bracket (200-130-24)	CAST IRON	
85	Pump Casing	PP	
88	Rear Wet End (10+30+40+50+61F+61R+62R+71+75)	/	
90	Wet End (10+30+40+50+61F+61R+62F+62R+71+75+85)	/	

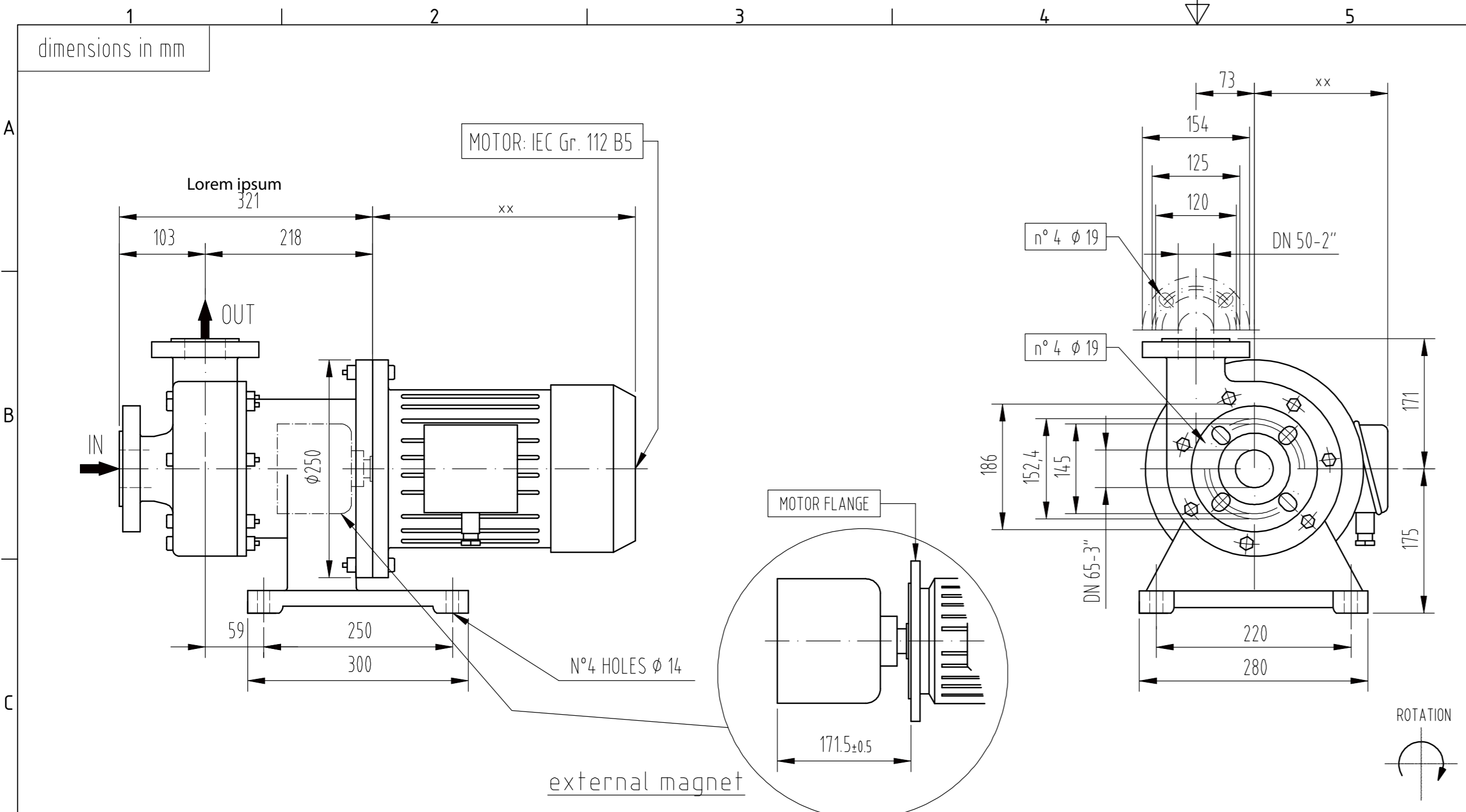
xx DIFFERENT FROM MOTOR MANUFACTURER

FLANGES ACCORDING TO: DIN 2501 PN 10 / ANSI B 16.5 150 Lbs RF / JIS 10K



Alle Angaben unverbindlich, technische Änderungen vorbehalten! Technical data not binding and subject to change!
Copyright MARCH PUMPEN GmbH & Co.KG 2019

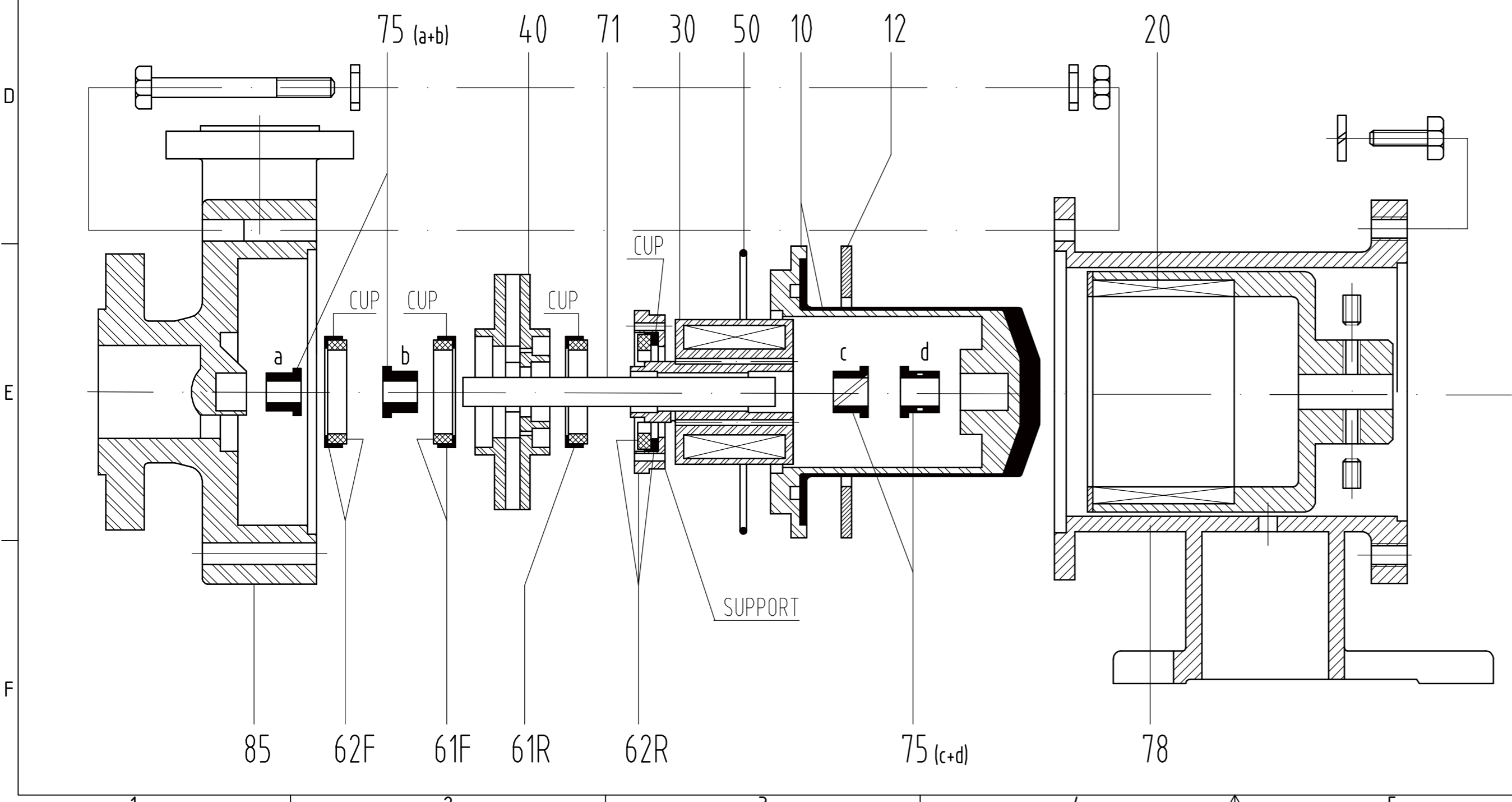
	MARCH PUMPEN GmbH & Co.KG Rätthausstraße 2 D-35394 Gießen info@march-pumpen.com www.march-pumpen.com		Allgemeintoleranzen nach DIN ISO 2768-m		
			Alle Kanten gratfrei		
		Datum	Name	Series MCH MCH 50-40 PP DPCA-50-40-P	
		Gezeichnet	Lach		
		Kontrolliert			
		Norm			1
					A2
Status	Änderungen	Datum	Name		



REF	DESCRIPTION	MATERIAL	CODE
10	Containment shell	PP	
20	Ext. Magnet	CoSm/ Carbon Steel	
30	Int. Magnet	PP/CoSm	
40	Impeller	PP	
50	O-Ring 228 (628)	EPDM	
61F	Imp. Front Thr. Brg + Cup	PTFEC	
61R	Imp. Rear Thr. Brg + Cup	PTFEC	
62F	Casing Thrust Brg + Cup	Ceramic	
62R	Rear Thrust Brg+Cup+Support	Ceramic	
71	Shaft	Ceramic	
75	Bearings	PTFEC	
78	Bracket (250-180-28)	Cast Iron	
85	Pump Casing	PP	
88	Rear Wet End (10+30+40+50+61F+61R+62R+71+75)	/	
90	Wet End (10+30+40+50+61F+61R+62F+62R+71+75+85)	/	

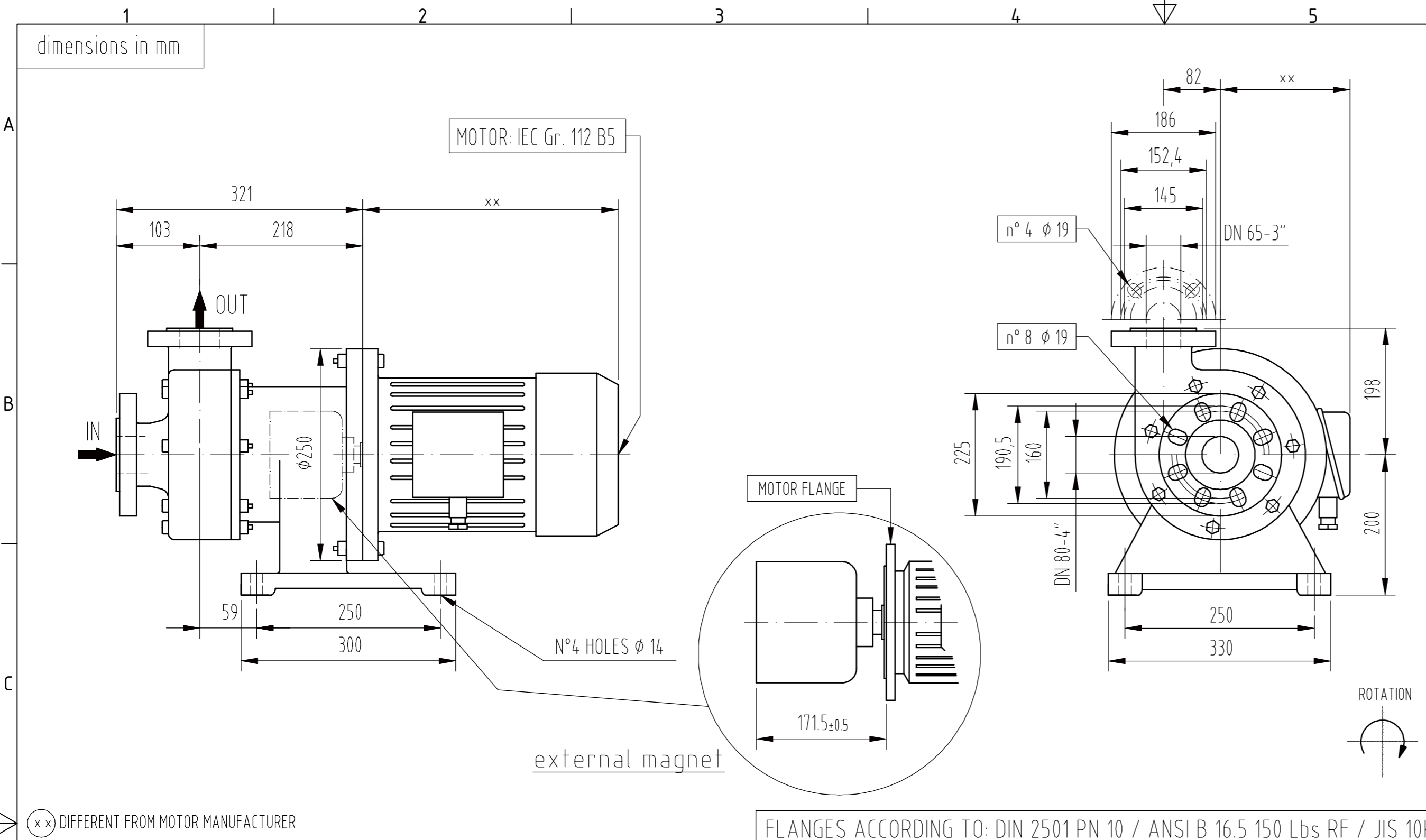
xx DIFFERENT FROM MOTOR MANUFACTURER

FLANGES ACCORDING TO: DIN 2501 PN 10 / ANSI B 16.5 150 Lbs RF / JIS 10K

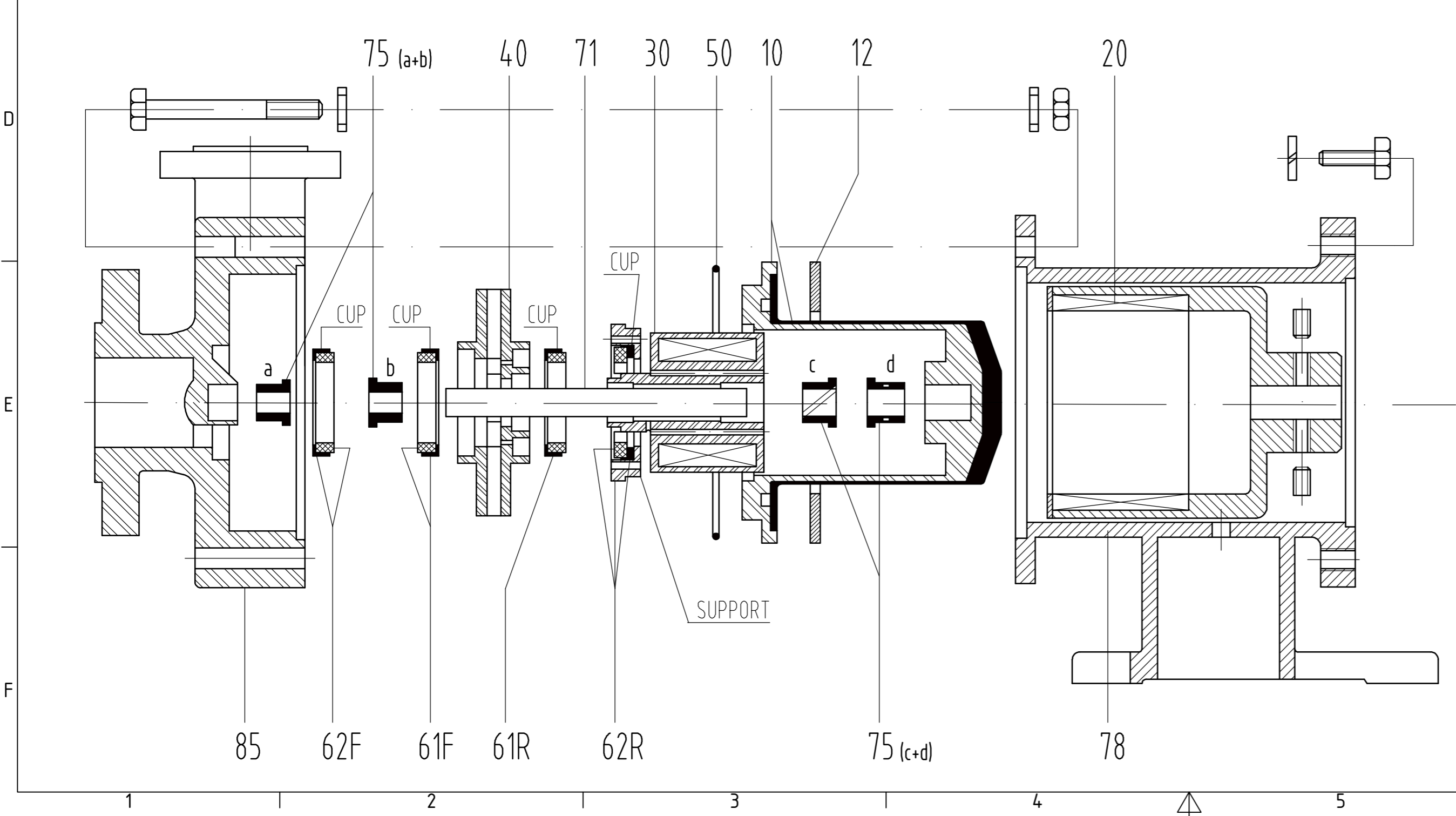


Alle Angaben unverbindlich, technische Änderungen vorbehalten! Technical data not binding and subject to change!
Copyright MARCH PUMPEN GmbH & Co.KG 2019

	MARCH PUMPEN GmbH & Co.KG Rättnauststraße 2 D-35394 Gießen info@march-pumpen.com www.march-pumpen.com		Allgemeintoleranzen nach DIN ISO 2768-m Alle Kanten gratfrei	
			Datum: 02.07.2019 Name: Lach	Series MCH MCH 65-50 PP
DPCA-65-50-P			1 A2	
Status	Änderungen	Datum	Name	

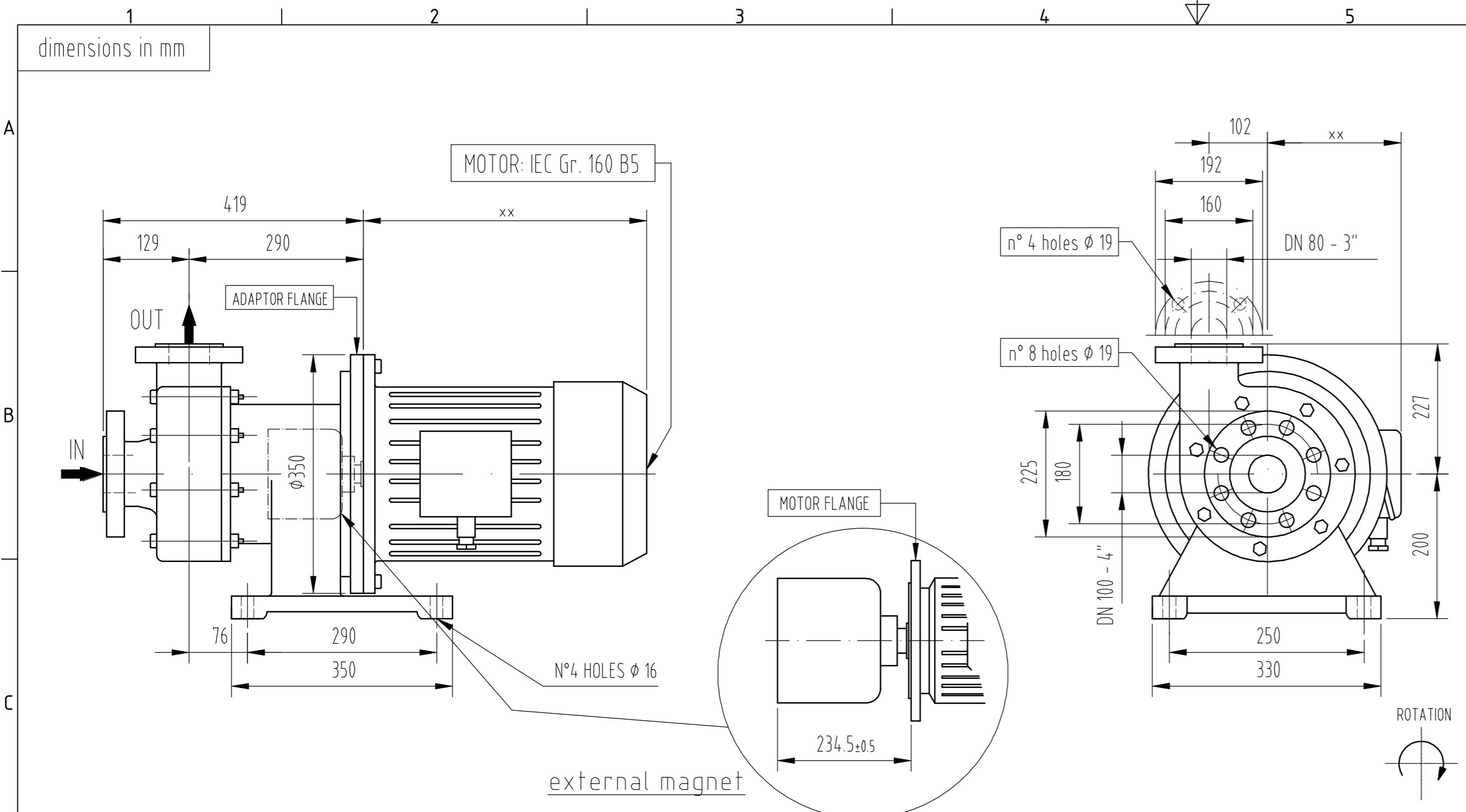


REF	DESCRIPTION	MATERIAL	CODE
10	Containment shell	PP	
12	Containment shell flange	SS304	
20	Ext. Magnet	CoSm/ Carbon Steel	
30	Int. Magnet	PP/CoSm	
40	Impeller	PP	
50	O-Ring 228 (628)	EPDM	
61F	Imp. Front Thr. Brg + Cup	PTFEC	
61R	Imp. Rear Thr. Brg + Cup	PTFEC	
62F	Casing Thrust Brg + Cup	Ceramic	
62R	Rear Thrust Brg+Cup+Support	Ceramic	
71	Shaft	Ceramic	
75	Bearings	PTFEC	
78	Bracket (300-230-38)	Cast Iron	
85	Pump Casing	PP	
88	Rear Wet End (10+30+40+50+61F+61R+62R+71+75)	/	
90	Wet End (10+30+40+50+61F+61R+62F+62R+71+75+85)	/	



Alle Angaben unverbindlich, technische Änderungen vorbehalten! Technical data not binding and subject to change!
Copyright MARCH PUMPEN GmbH & Co.KG 2019

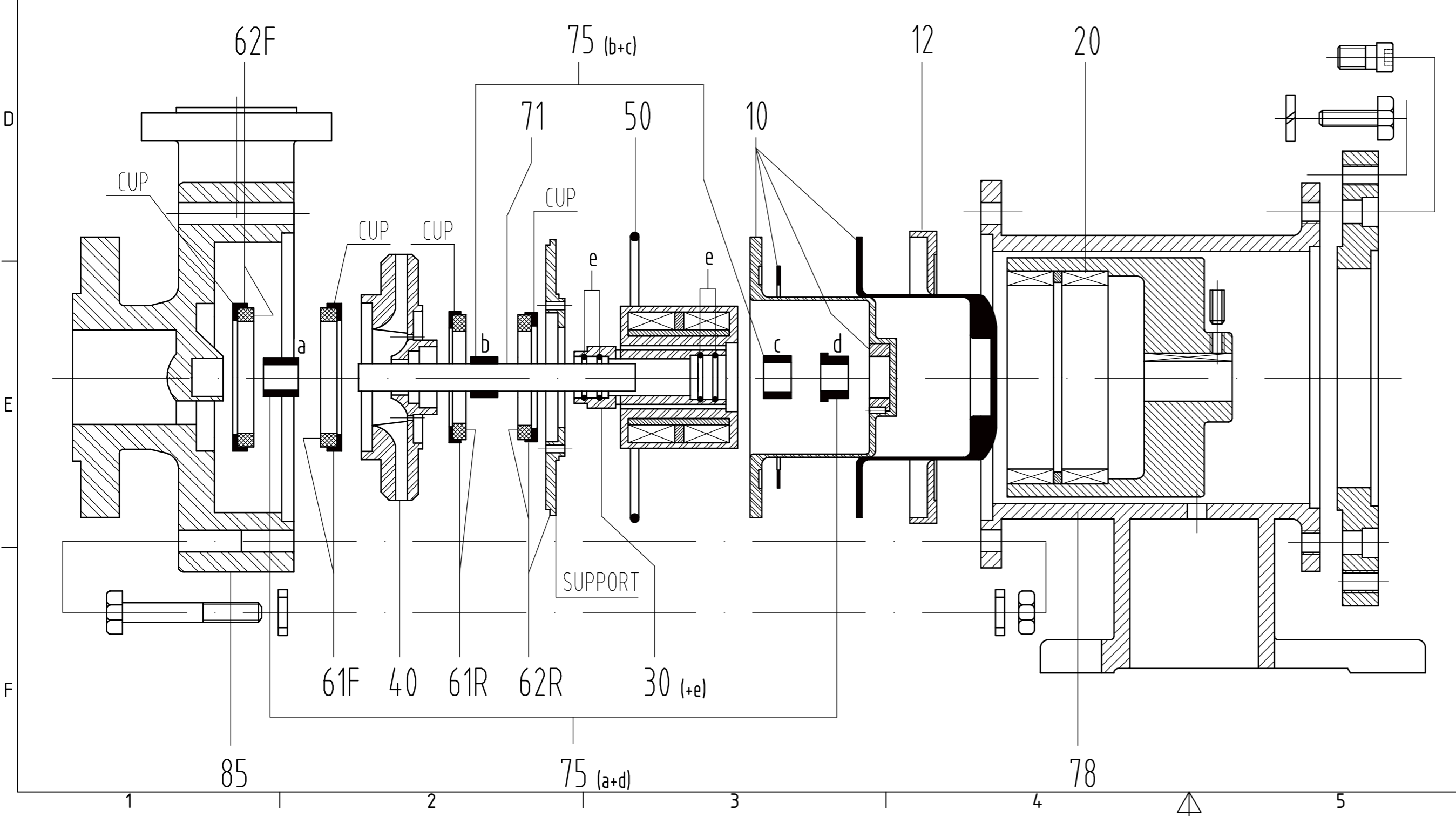
	MARCH PUMPEN GmbH & Co.KG Rätthausstraße 2 D-35394 Gießen info@march-pumpen.com www.march-pumpen.com			Allgemeintoleranzen nach DIN ISO 2768-m Alle Kanten gratfrei	
	Gezeichnet 02.07.2019	Name Lach		Series MCH MCH 80-65 PP	
Status Änderungen Datum Name			DPCA-80-65-P		1 A2



(x x) DIFFERENT FROM MOTOR MANUFACTURER

FLANGES ACCORDING TO: DIN 2501 PN 10

REF	DESCRIPTION	MATERIAL	CODE
10	Containment shell + Reinforc + Gasket	PP/FC/Viton	
12	Rear Casing Flange	SS 304	
20	Ext. Magnet	NeFeB/Carbon Steel	
30	Int. Magnet + O-rings 2131 (e)	PP/NeFeB	
40	Impeller	PP	
50	O-Ring 6795 (369)	EPDM	
61F	Imp. Front Thr. Brg + Cup	PTFEC	
61R	Imp. Rear Thr. Brg + Cup	PTFEC	
62F	Casing Front Thrust Brg + Cup	Ceramic	
62R	CasingRear Thrust Brg+Cup+Support	Ceramic	
71	Shaft	SIC	
75	Bearings Bearing (a+d) Bearing (b+c) O-Rings 2131 (e)	PTFEC SiC VITON	
78	Bracket + Adaptor flange (350-250-42)	Cast Iron	
85	Pump Casing	PP	
88	Rear Wet End (10+30+40+50+61F+61R+62R+71+75)	/	
90	Wet End (10+30+40+50+61F+61R+62F+62R+71+75+85)	/	



Alle Angaben unverbindlich, technische Änderungen vorbehalten! Technical data not binding and subject to change!
Copyright MARCH PUMPEN GmbH & Co.KG 2019

	MARCH PUMPEN GmbH & Co.KG Rättnastraße 2 D-35394 Gießen info@march-pumpen.com www.march-pumpen.com		Allgemeintoleranzen nach DIN ISO 2768-m	
			Alle Kanten gratfrei	
		Datum	Name	Series MCH MCH 100-80 PP
		Gezeichnet	Lach	
		Kontrolliert		
		Norm		DPCA-100-80-P
Status	Änderungen	Datum	Name	1 A2